



## GTC Lysis Buffer Omega Bio-tek

Version No: 2.7.1.1  
Safety Data Sheet according to WHMIS 2015 requirements

Chemwatch Hazard Alert Code: 2

Issue Date: 04/20/2021  
Print Date: 05/19/2021  
S.GHS.CAN.EN

### SECTION 1 Identification

#### Product Identifier

Product name	GTC Lysis Buffer
Synonyms	Not Available
Other means of identification	Not Available

#### Recommended use of the chemical and restrictions on use

Relevant identified uses	For research use only.
--------------------------	------------------------

#### Name, address, and telephone number of the chemical manufacturer, importer, or other responsible party

Registered company name	Omega Bio-tek
Address	400 Pinnacle Way, Suite 450 Georgia 30071 United States
Telephone	1-770-391-8400
Fax	1-770-931-0230
Website	<a href="http://www.omegabiotek.com/">http://www.omegabiotek.com/</a>
Email	info@omegabiotek.com

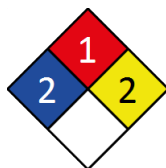
#### Emergency phone number

Association / Organisation	CHEMTREC
Emergency telephone numbers	USA & Canada: 1-800-424-9300
Other emergency telephone numbers	Outside USA & Canada: 1-703-527-3887

### SECTION 2 Hazard(s) identification

#### Classification of the substance or mixture

NFPA 704 diamond



Note: The hazard category numbers found in GHS classification in section 2 of this SDSs are NOT to be used to fill in the NFPA 704 diamond. Blue = Health Red = Fire Yellow = Reactivity White = Special (Oxidizer or water reactive substances)


#### Canadian WHMIS Symbols



Classification	Acute Aquatic Hazard Category 3, Acute Toxicity (Oral) Category 4, Skin Sensitizer Category 1, Chronic Aquatic Hazard Category 3
----------------	--

#### Label elements

## GTC Lysis Buffer

Hazard pictogram(s)	
---------------------	---

Signal word	Warning
-------------	---------

## Hazard statement(s)

H302	Harmful if swallowed.
H317	May cause an allergic skin reaction.
H412	Harmful to aquatic life with long lasting effects.

## Physical and Health hazard(s) not otherwise classified

Not Applicable

## Precautionary statement(s) Prevention

P280	Wear protective gloves/protective clothing/eye protection/face protection.
P261	Avoid breathing mist/vapours/spray.
P270	Do not eat, drink or smoke when using this product.
P273	Avoid release to the environment.
P272	Contaminated work clothing should not be allowed out of the workplace.

## Precautionary statement(s) Response

P302+P352	IF ON SKIN: Wash with plenty of water and soap.
P333+P313	If skin irritation or rash occurs: Get medical advice/attention.
P362+P364	Take off contaminated clothing and wash it before reuse.
P301+P312	IF SWALLOWED: Call a POISON CENTER/doctor/physician/first aider/if you feel unwell.
P330	Rinse mouth.

## Precautionary statement(s) Storage

Not Applicable

## Precautionary statement(s) Disposal

P501	Dispose of contents/container to authorised hazardous or special waste collection point in accordance with any local regulation.
------	--

## SECTION 3 Composition / information on ingredients

## Substances

See section below for composition of Mixtures

## Mixtures

CAS No	%[weight]	Name
593-84-0	25-50	<u>guanidine thiocyanate</u>
Not Available	1-5	<u>Anionic detergent</u>

The specific chemical identity and/or exact percentage (concentration) of composition has been withheld as a trade secret.

## SECTION 4 First-aid measures

## Description of first aid measures

Eye Contact	<p>If this product comes in contact with the eyes:</p> <ul style="list-style-type: none"> <li>Wash out immediately with fresh running water.</li> <li>Ensure complete irrigation of the eye by keeping eyelids apart and away from eye and moving the eyelids by occasionally lifting the upper and lower lids.</li> <li>Seek medical attention without delay; if pain persists or recurs seek medical attention.</li> <li>Removal of contact lenses after an eye injury should only be undertaken by skilled personnel.</li> </ul>
Skin Contact	<p>If skin contact occurs:</p> <ul style="list-style-type: none"> <li>Immediately remove all contaminated clothing, including footwear.</li> <li>Flush skin and hair with running water (and soap if available).</li> <li>Seek medical attention in event of irritation.</li> </ul>
Inhalation	<ul style="list-style-type: none"> <li>If fumes, aerosols or combustion products are inhaled remove from contaminated area.</li> <li>Other measures are usually unnecessary.</li> </ul>
Ingestion	<ul style="list-style-type: none"> <li><b>IF SWALLOWED, REFER FOR MEDICAL ATTENTION, WHERE POSSIBLE, WITHOUT DELAY.</b></li> <li>For advice, contact a Poisons Information Centre or a doctor.</li> <li>Urgent hospital treatment is likely to be needed.</li> <li>In the mean time, qualified first-aid personnel should treat the patient following observation and employing supportive measures as indicated by the patient's condition.</li> </ul>

Continued...

## GTC Lysis Buffer

- ▶ If the services of a medical officer or medical doctor are readily available, the patient should be placed in his/her care and a copy of the SDS should be provided. Further action will be the responsibility of the medical specialist.
- ▶ If medical attention is not available on the worksite or surroundings send the patient to a hospital together with a copy of the SDS.

**Where medical attention is not immediately available or where the patient is more than 15 minutes from a hospital or unless instructed otherwise:**

- ▶ **INDUCE** vomiting with fingers down the back of the throat, **ONLY IF CONSCIOUS**. Lean patient forward or place on left side (head-down position, if possible) to maintain open airway and prevent aspiration.

**NOTE:** Wear a protective glove when inducing vomiting by mechanical means.

#### Indication of any immediate medical attention and special treatment needed

For thiocyanate poisonings haemodialysis is recommended as the treatment of choice. Phenobarbital protects poisoned animals against death. Thiocyanate ion is slowly excreted in the urine and is not decomposed to any appreciable degree to cyanide.

[GOSSELIN, SMITH & HODGE: Clinical Toxicology of Commercial Products 5th Ed]

### SECTION 5 Fire-fighting measures

#### Extinguishing media

- ▶ Foam.
- ▶ Dry chemical powder.
- ▶ BCF (where regulations permit).
- ▶ Carbon dioxide.
- ▶ Water spray or fog - Large fires only.

#### Special hazards arising from the substrate or mixture

<b>Fire Incompatibility</b>	▶ Avoid contamination with oxidising agents i.e. nitrates, oxidising acids, chlorine bleaches, pool chlorine etc. as ignition may result
-----------------------------	--

#### Special protective equipment and precautions for fire-fighters

<b>Fire Fighting</b>	<ul style="list-style-type: none"> <li>▶ Alert Fire Brigade and tell them location and nature of hazard.</li> <li>▶ Wear full body protective clothing with breathing apparatus.</li> <li>▶ Prevent, by any means available, spillage from entering drains or water course.</li> <li>▶ Use water delivered as a fine spray to control fire and cool adjacent area.</li> <li>▶ Avoid spraying water onto liquid pools.</li> <li>▶ <b>DO NOT</b> approach containers suspected to be hot.</li> <li>▶ Cool fire exposed containers with water spray from a protected location.</li> <li>▶ If safe to do so, remove containers from path of fire.</li> </ul>
<b>Fire/Explosion Hazard</b>	<ul style="list-style-type: none"> <li>▶ Combustible.</li> <li>▶ Slight fire hazard when exposed to heat or flame.</li> <li>▶ Heating may cause expansion or decomposition leading to violent rupture of containers.</li> <li>▶ On combustion, may emit toxic fumes of carbon monoxide (CO).</li> <li>▶ May emit acrid smoke.</li> <li>▶ Mists containing combustible materials may be explosive.</li> </ul> <p>Combustion products include:  carbon dioxide (CO<sub>2</sub>)  hydrogen chloride  phosgene  nitrogen oxides (NO<sub>x</sub>)  sulfur oxides (SO<sub>x</sub>)  other pyrolysis products typical of burning organic material.  May emit poisonous fumes.  May emit corrosive fumes.</p>

### SECTION 6 Accidental release measures

#### Personal precautions, protective equipment and emergency procedures

See section 8

#### Environmental precautions

See section 12

#### Methods and material for containment and cleaning up

<b>Minor Spills</b>	<ul style="list-style-type: none"> <li>▶ Remove all ignition sources.</li> <li>▶ Clean up all spills immediately.</li> <li>▶ Avoid breathing vapours and contact with skin and eyes.</li> <li>▶ Control personal contact with the substance, by using protective equipment.</li> <li>▶ Contain and absorb spill with sand, earth, inert material or vermiculite.</li> <li>▶ Wipe up.</li> <li>▶ Place in a suitable, labelled container for waste disposal.</li> </ul>
<b>Major Spills</b>	<p>Moderate hazard.</p> <ul style="list-style-type: none"> <li>▶ Clear area of personnel and move upwind.</li> <li>▶ Alert Fire Brigade and tell them location and nature of hazard.</li> <li>▶ Wear breathing apparatus plus protective gloves.</li> <li>▶ Prevent, by any means available, spillage from entering drains or water course.</li> <li>▶ No smoking, naked lights or ignition sources.</li> </ul>

Continued...

## GTC Lysis Buffer

- ▶ Increase ventilation.
- ▶ Stop leak if safe to do so.
- ▶ Contain spill with sand, earth or vermiculite.
- ▶ Collect recoverable product into labelled containers for recycling.
- ▶ Absorb remaining product with sand, earth or vermiculite.
- ▶ Collect solid residues and seal in labelled drums for disposal.
- ▶ Wash area and prevent runoff into drains.
- ▶ If contamination of drains or waterways occurs, advise emergency services.

Personal Protective Equipment advice is contained in Section 8 of the SDS.

## SECTION 7 Handling and storage

### Precautions for safe handling

Safe handling	<ul style="list-style-type: none"> <li>▶ Avoid all personal contact, including inhalation.</li> <li>▶ Wear protective clothing when risk of exposure occurs.</li> <li>▶ Use in a well-ventilated area.</li> <li>▶ Prevent concentration in hollows and sumps.</li> <li>▶ <b>DO NOT enter confined spaces until atmosphere has been checked.</b></li> <li>▶ Avoid smoking, naked lights or ignition sources.</li> <li>▶ Avoid contact with incompatible materials.</li> <li>▶ When handling, <b>DO NOT eat, drink or smoke.</b></li> <li>▶ Keep containers securely sealed when not in use.</li> <li>▶ Avoid physical damage to containers.</li> <li>▶ Always wash hands with soap and water after handling.</li> <li>▶ Work clothes should be laundered separately.</li> <li>▶ Use good occupational work practice.</li> <li>▶ Observe manufacturer's storage and handling recommendations contained within this SDS.</li> <li>▶ Atmosphere should be regularly checked against established exposure standards to ensure safe working conditions.</li> <li>▶ <b>DO NOT allow clothing wet with material to stay in contact with skin</b></li> </ul>
Other information	<ul style="list-style-type: none"> <li>▶ Store in original containers.</li> <li>▶ Keep containers securely sealed.</li> <li>▶ No smoking, naked lights or ignition sources.</li> <li>▶ Store in a cool, dry, well-ventilated area.</li> <li>▶ Store away from incompatible materials and foodstuff containers.</li> <li>▶ Protect containers against physical damage and check regularly for leaks.</li> <li>▶ Observe manufacturer's storage and handling recommendations contained within this SDS.</li> </ul>

### Conditions for safe storage, including any incompatibilities

Suitable container	<ul style="list-style-type: none"> <li>▶ Metal can or drum</li> <li>▶ Packaging as recommended by manufacturer.</li> <li>▶ Check all containers are clearly labelled and free from leaks.</li> </ul>
Storage incompatibility	<ul style="list-style-type: none"> <li>▶ Avoid strong acids, acid chlorides, acid anhydrides and chloroformates.</li> <li>▶ Metal cyanides are readily oxidised and those of some heavy metals show thermal instability.</li> <li>▶ Metal cyanide and cyanates are often endothermic. Several members of this family of compounds, containing heavy metals tend to explosive instability, and most are capable of violent oxidation under certain circumstances.</li> <li>▶ Fusion of mixtures of metal cyanides with metal chlorates, perchlorates, nitrates or nitrites cause violent explosion.</li> <li>▶ Magnesium reacts with incandescence on heating with several metal cyanides; release of cyanogen by thermal decomposition may cause vigorous reaction with magnesium.</li> <li>▶ Addition of one solid component (even in residual amounts) to another molten component is extremely dangerous.</li> </ul> <p>BREThERICK L.: Handbook of Reactive Chemical Hazards</p> <ul style="list-style-type: none"> <li>▶ Nitriles may polymerise in the presence of metals and some metal compounds.</li> <li>▶ They are incompatible with acids; mixing nitriles with strong oxidising acids can lead to extremely violent reactions.</li> <li>▶ Nitriles are generally incompatible with other oxidising agents such as peroxides and epoxides.</li> <li>▶ The combination of bases and nitriles can produce hydrogen cyanide. Nitriles are hydrolysed exothermally in both aqueous acid and base to give carboxylic acids (or salts of carboxylic acids).</li> <li>▶ Nitriles can react vigorously with reducing agents.</li> <li>▶ The covalent cyano group is endothermic and many organic nitriles are reactive under certain conditions; N-cyano derivatives are reactive or unstable.</li> <li>▶ The majority of endothermic compounds are thermodynamically unstable and may decompose explosively under various circumstances of initiation.</li> <li>▶ Many but not all endothermic compounds have been involved in decompositions, reactions and explosions and, in general, compounds with significantly positive values of standard heats of formation, may be considered suspect on stability grounds.</li> </ul> <p>BREThERICK L.: Handbook of Reactive Chemical Hazards</p> <ul style="list-style-type: none"> <li>▶ Avoid reaction with oxidising agents</li> </ul>

## SECTION 8 Exposure controls / personal protection

### Control parameters

Occupational Exposure Limits (OEL)

#### INGREDIENT DATA

Not Available

#### Emergency Limits

Ingredient	TEEL-1	TEEL-2	TEEL-3
guanidine thiocyanate	0.98 mg/m3	11 mg/m3	65 mg/m3

Continued...






## GTC Lysis Buffer

Ingredient	Original IDLH	Revised IDLH
guanidine thiocyanate	Not Available	Not Available

## Occupational Exposure Banding

Ingredient	Occupational Exposure Band Rating	Occupational Exposure Band Limit
guanidine thiocyanate	E	≤ 0.01 mg/m <sup>3</sup>
<b>Notes:</b> Occupational exposure banding is a process of assigning chemicals into specific categories or bands based on a chemical's potency and the adverse health outcomes associated with exposure. The output of this process is an occupational exposure band (OEB), which corresponds to a range of exposure concentrations that are expected to protect worker health.		

## Exposure controls

Appropriate engineering controls	<p>Engineering controls are used to remove a hazard or place a barrier between the worker and the hazard. Well-designed engineering controls can be highly effective in protecting workers and will typically be independent of worker interactions to provide this high level of protection.</p> <p>The basic types of engineering controls are:</p> <p>Process controls which involve changing the way a job activity or process is done to reduce the risk.</p> <p>Enclosure and/or isolation of emission source which keeps a selected hazard "physically" away from the worker and ventilation that strategically "adds" and "removes" air in the work environment. Ventilation can remove or dilute an air contaminant if designed properly. The design of a ventilation system must match the particular process and chemical or contaminant in use.</p> <p>Employers may need to use multiple types of controls to prevent employee overexposure.</p>											
	<p>General exhaust is adequate under normal operating conditions. If risk of overexposure exists, wear SAA approved respirator. Correct fit is essential to obtain adequate protection. Provide adequate ventilation in warehouse or closed storage areas. Air contaminants generated in the workplace possess varying "escape" velocities which, in turn, determine the "capture velocities" of fresh circulating air required to effectively remove the contaminant.</p>											
	<table><tr><th>Type of Contaminant:</th><th>Air Speed:</th></tr><tr><td>solvent, vapours, degreasing etc., evaporating from tank (in still air)</td><td>0.25-0.5 m/s (50-100 f/min)</td></tr><tr><td>aerosols, fumes from pouring operations, intermittent container filling, low speed conveyer transfers, welding, spray drift, plating acid fumes, pickling (released at low velocity into zone of active generation)</td><td>0.5-1 m/s (100-200 f/min.)</td></tr><tr><td>direct spray, spray painting in shallow booths, drum filling, conveyer loading, crusher dusts, gas discharge (active generation into zone of rapid air motion)</td><td>1-2.5 m/s (200-500 f/min)</td></tr><tr><td>grinding, abrasive blasting, tumbling, high speed wheel generated dusts (released at high initial velocity into zone of very high rapid air motion).</td><td>2.5-10 m/s (500-2000 f/min.)</td></tr></table>		Type of Contaminant:	Air Speed:	solvent, vapours, degreasing etc., evaporating from tank (in still air)	0.25-0.5 m/s (50-100 f/min)	aerosols, fumes from pouring operations, intermittent container filling, low speed conveyer transfers, welding, spray drift, plating acid fumes, pickling (released at low velocity into zone of active generation)	0.5-1 m/s (100-200 f/min.)	direct spray, spray painting in shallow booths, drum filling, conveyer loading, crusher dusts, gas discharge (active generation into zone of rapid air motion)	1-2.5 m/s (200-500 f/min)	grinding, abrasive blasting, tumbling, high speed wheel generated dusts (released at high initial velocity into zone of very high rapid air motion).	2.5-10 m/s (500-2000 f/min.)
	Type of Contaminant:	Air Speed:										
	solvent, vapours, degreasing etc., evaporating from tank (in still air)	0.25-0.5 m/s (50-100 f/min)										
aerosols, fumes from pouring operations, intermittent container filling, low speed conveyer transfers, welding, spray drift, plating acid fumes, pickling (released at low velocity into zone of active generation)	0.5-1 m/s (100-200 f/min.)											
direct spray, spray painting in shallow booths, drum filling, conveyer loading, crusher dusts, gas discharge (active generation into zone of rapid air motion)	1-2.5 m/s (200-500 f/min)											
grinding, abrasive blasting, tumbling, high speed wheel generated dusts (released at high initial velocity into zone of very high rapid air motion).	2.5-10 m/s (500-2000 f/min.)											
<p>Within each range the appropriate value depends on:</p> <table><tr><th>Lower end of the range</th><th>Upper end of the range</th></tr><tr><td>1: Room air currents minimal or favourable to capture</td><td>1: Disturbing room air currents</td></tr><tr><td>2: Contaminants of low toxicity or of nuisance value only</td><td>2: Contaminants of high toxicity</td></tr><tr><td>3: Intermittent, low production.</td><td>3: High production, heavy use</td></tr><tr><td>4: Large hood or large air mass in motion</td><td>4: Small hood - local control only</td></tr></table>		Lower end of the range	Upper end of the range	1: Room air currents minimal or favourable to capture	1: Disturbing room air currents	2: Contaminants of low toxicity or of nuisance value only	2: Contaminants of high toxicity	3: Intermittent, low production.	3: High production, heavy use	4: Large hood or large air mass in motion	4: Small hood - local control only	
Lower end of the range	Upper end of the range											
1: Room air currents minimal or favourable to capture	1: Disturbing room air currents											
2: Contaminants of low toxicity or of nuisance value only	2: Contaminants of high toxicity											
3: Intermittent, low production.	3: High production, heavy use											
4: Large hood or large air mass in motion	4: Small hood - local control only											
<p>Simple theory shows that air velocity falls rapidly with distance away from the opening of a simple extraction pipe. Velocity generally decreases with the square of distance from the extraction point (in simple cases). Therefore the air speed at the extraction point should be adjusted, accordingly, after reference to distance from the contaminating source. The air velocity at the extraction fan, for example, should be a minimum of 1-2 m/s (200-400 f/min.) for extraction of solvents generated in a tank 2 meters distant from the extraction point. Other mechanical considerations, producing performance deficits within the extraction apparatus, make it essential that theoretical air velocities are multiplied by factors of 10 or more when extraction systems are installed or used.</p>												
Personal protection	<div></div>											
Eye and face protection	<ul style="list-style-type: none"><li>▶ Safety glasses with side shields.</li><li>▶ Chemical goggles.</li><li>▶ Contact lenses may pose a special hazard; soft contact lenses may absorb and concentrate irritants. A written policy document, describing the wearing of lenses or restrictions on use, should be created for each workplace or task. This should include a review of lens absorption and adsorption for the class of chemicals in use and an account of injury experience. Medical and first-aid personnel should be trained in their removal and suitable equipment should be readily available. In the event of chemical exposure, begin eye irrigation immediately and remove contact lens as soon as practicable. Lens should be removed at the first signs of eye redness or irritation - lens should be removed in a clean environment only after workers have washed hands thoroughly. [CDC NIOSH Current Intelligence Bulletin 59], [AS/NZS 1336 or national equivalent]</li></ul>											
Skin protection	See Hand protection below											
Hands/feet protection	<ul style="list-style-type: none"><li>▶ Wear chemical protective gloves, e.g. PVC.</li><li>▶ Wear safety footwear or safety gumboots, e.g. Rubber</li></ul> <p><b>NOTE:</b></p> <ul style="list-style-type: none"><li>▶ The material may produce skin sensitisation in predisposed individuals. Care must be taken, when removing gloves and other protective equipment, to avoid all possible skin contact.</li><li>▶ Contaminated leather items, such as shoes, belts and watch-bands should be removed and destroyed.</li></ul> <p>The selection of suitable gloves does not only depend on the material, but also on further marks of quality which vary from manufacturer to manufacturer. Where the chemical is a preparation of several substances, the resistance of the glove material can not be calculated in advance and has therefore to be checked prior to the application.</p> <p>The exact break through time for substances has to be obtained from the manufacturer of the protective gloves and has to be observed when making a final choice.</p>											

## GTC Lysis Buffer

	<p>Personal hygiene is a key element of effective hand care. Gloves must only be worn on clean hands. After using gloves, hands should be washed and dried thoroughly. Application of a non-perfumed moisturiser is recommended.</p> <p>Suitability and durability of glove type is dependent on usage. Important factors in the selection of gloves include:</p> <ul style="list-style-type: none"> <li>frequency and duration of contact,</li> <li>chemical resistance of glove material,</li> <li>glove thickness and</li> <li>dexterity</li> </ul> <p>Select gloves tested to a relevant standard (e.g. Europe EN 374, US F739, AS/NZS 2161.1 or national equivalent).</p> <ul style="list-style-type: none"> <li>When prolonged or frequently repeated contact may occur, a glove with a protection class of 5 or higher (breakthrough time greater than 240 minutes according to EN 374, AS/NZS 2161.10.1 or national equivalent) is recommended.</li> <li>When only brief contact is expected, a glove with a protection class of 3 or higher (breakthrough time greater than 60 minutes according to EN 374, AS/NZS 2161.10.1 or national equivalent) is recommended.</li> <li>Some glove polymer types are less affected by movement and this should be taken into account when considering gloves for long-term use.</li> <li>Contaminated gloves should be replaced.</li> </ul> <p>As defined in ASTM F-739-96 in any application, gloves are rated as:</p> <ul style="list-style-type: none"> <li>Excellent when breakthrough time &gt; 480 min</li> <li>Good when breakthrough time &gt; 20 min</li> <li>Fair when breakthrough time &lt; 20 min</li> <li>Poor when glove material degrades</li> </ul> <p>For general applications, gloves with a thickness typically greater than 0.35 mm, are recommended.</p> <p>It should be emphasised that glove thickness is not necessarily a good predictor of glove resistance to a specific chemical, as the permeation efficiency of the glove will be dependent on the exact composition of the glove material. Therefore, glove selection should also be based on consideration of the task requirements and knowledge of breakthrough times.</p> <p>Glove thickness may also vary depending on the glove manufacturer, the glove type and the glove model. Therefore, the manufacturers' technical data should always be taken into account to ensure selection of the most appropriate glove for the task.</p> <p>Note: Depending on the activity being conducted, gloves of varying thickness may be required for specific tasks. For example:</p> <ul style="list-style-type: none"> <li>Thinner gloves (down to 0.1 mm or less) may be required where a high degree of manual dexterity is needed. However, these gloves are only likely to give short duration protection and would normally be just for single use applications, then disposed of.</li> <li>Thicker gloves (up to 3 mm or more) may be required where there is a mechanical (as well as a chemical) risk i.e. where there is abrasion or puncture potential</li> </ul> <p>Gloves must only be worn on clean hands. After using gloves, hands should be washed and dried thoroughly. Application of a non-perfumed moisturiser is recommended.</p>
<b>Body protection</b>	See Other protection below
<b>Other protection</b>	<ul style="list-style-type: none"> <li>Overalls.</li> <li>P.V.C apron.</li> <li>Barrier cream.</li> <li>Skin cleansing cream.</li> <li>Eye wash unit.</li> </ul>

## Respiratory protection

Type AB-P Filter of sufficient capacity. (AS/NZS 1716 & 1715, EN 143:2000 & 149:2001, ANSI Z88 or national equivalent)

Selection of the Class and Type of respirator will depend upon the level of breathing zone contaminant and the chemical nature of the contaminant. Protection Factors (defined as the ratio of contaminant outside and inside the mask) may also be important.

Required minimum protection factor	Maximum gas/vapour concentration present in air p.p.m. (by volume)	Half-face Respirator	Full-Face Respirator
up to 10	1000	AB-AUS / Class1 P2	-
up to 50	1000	-	AB-AUS / Class 1 P2
up to 50	5000	Airline *	-
up to 100	5000	-	AB-2 P2
up to 100	10000	-	AB-3 P2
100+			Airline**

\* - Continuous Flow \*\* - Continuous-flow or positive pressure demand

A(All classes) = Organic vapours, B AUS or B1 = Acid gasses, B2 = Acid gas or hydrogen cyanide(HCN), B3 = Acid gas or hydrogen cyanide(HCN), E = Sulfur dioxide(SO<sub>2</sub>), G = Agricultural chemicals, K = Ammonia(NH<sub>3</sub>), Hg = Mercury, NO = Oxides of nitrogen, MB = Methyl bromide, AX = Low boiling point organic compounds(below 65 degC)

- Cartridge respirators should never be used for emergency ingress or in areas of unknown vapour concentrations or oxygen content.
- The wearer must be warned to leave the contaminated area immediately on detecting any odours through the respirator. The odour may indicate that the mask is not functioning properly, that the vapour concentration is too high, or that the mask is not properly fitted. Because of these limitations, only restricted use of cartridge respirators is considered appropriate.
- Cartridge performance is affected by humidity. Cartridges should be changed after 2 hr of continuous use unless it is determined that the humidity is less than 75%, in which case, cartridges can be used for 4 hr. Used cartridges should be discarded daily, regardless of the length of time used

## SECTION 9 Physical and chemical properties

## Information on basic physical and chemical properties

<b>Appearance</b>	Not Available		
<b>Physical state</b>	Liquid	<b>Relative density (Water = 1)</b>	Not Available
<b>Odour</b>	Not Available	<b>Partition coefficient n-octanol / water</b>	Not Available
<b>Odour threshold</b>	Not Available	<b>Auto-ignition temperature (°C)</b>	Not Available
<b>pH (as supplied)</b>	Not Available	<b>Decomposition temperature</b>	Not Available
<b>Melting point / freezing point (°C)</b>	Not Available	<b>Viscosity (cSt)</b>	Not Available

Continued...

## GTC Lysis Buffer

Initial boiling point and boiling range (°C)	Not Available	Molecular weight (g/mol)	Not Available
Flash point (°C)	Not Available	Taste	Not Available
Evaporation rate	Not Available	Explosive properties	Not Available
Flammability	Not Available	Oxidising properties	Not Available
Upper Explosive Limit (%)	Not Available	Surface Tension (dyn/cm or mN/m)	Not Available
Lower Explosive Limit (%)	Not Available	Volatile Component (%vol)	Not Available
Vapour pressure (kPa)	Not Available	Gas group	Not Available
Solubility in water	Immiscible	pH as a solution (1%)	Not Available
Vapour density (Air = 1)	Not Available	VOC g/L	Not Available

## SECTION 10 Stability and reactivity

Reactivity	See section 7
Chemical stability	<ul style="list-style-type: none"> <li>▶ Unstable in the presence of incompatible materials.</li> <li>▶ Product is considered stable.</li> <li>▶ Hazardous polymerisation will not occur.</li> </ul>
Possibility of hazardous reactions	See section 7
Conditions to avoid	See section 7
Incompatible materials	See section 7
Hazardous decomposition products	See section 5

## SECTION 11 Toxicological information

## Information on toxicological effects

Inhaled	<p>The material is not thought to produce either adverse health effects or irritation of the respiratory tract following inhalation (as classified by EC Directives using animal models). Nevertheless, adverse systemic effects have been produced following exposure of animals by at least one other route and good hygiene practice requires that exposure be kept to a minimum and that suitable control measures be used in an occupational setting.</p> <p>Hydrogen chloride (HCl) vapour or fumes present a hazard from a single acute exposure. Exposures of 1300 to 2000 ppm have been lethal to humans in a few minutes.</p> <p>Inhalation of HCl may cause choking, coughing, burning sensation and may cause ulceration of the nose, throat and larynx. Fluid on the lungs followed by generalised lung damage may follow.</p> <p>Breathing of HCl vapour may aggravate asthma and inflammatory or fibrotic pulmonary disease.</p> <p>High concentrations cause necrosis of the tracheal and bronchial epithelium, pulmonary oedema, atelectasis and emphysema and damage to the pulmonary blood vessels and liver.</p>
Ingestion	<p>Accidental ingestion of the material may be harmful; animal experiments indicate that ingestion of less than 150 gram may be fatal or may produce serious damage to the health of the individual.</p> <p>A number of materials such as cyanamide, calcium cyanamide, cyanates, isocyanates, isonitrile, thiocyanates, ferricyanide and ferrocyanide, and cyanoacetates do not exhibit the same toxic effects as cyanides and nitriles.</p> <p>Probable lethal dose of thiocyanate (rhodanate), in man, is between 15 and 30 gm (ingested at one time). Several acute fatalities are recorded with death coming in 10 to 48 hours.</p>
Skin Contact	<p>There is some evidence to suggest that this material can cause inflammation of the skin on contact in some persons.</p> <p>Open cuts, abraded or irritated skin should not be exposed to this material.</p> <p>Entry into the blood-stream, through, for example, cuts, abrasions or lesions, may produce systemic injury with harmful effects. Examine the skin prior to the use of the material and ensure that any external damage is suitably protected.</p> <p>Skin contact with the material may be harmful; systemic effects may result following absorption.</p>
Eye	<p>Although the liquid is not thought to be an irritant (as classified by EC Directives), direct contact with the eye may produce transient discomfort characterised by tearing or conjunctival redness (as with windburn).</p>
Chronic	<p>Skin contact with the material is more likely to cause a sensitisation reaction in some persons compared to the general population.</p> <p>Chronic minor exposure to hydrogen chloride (HCl) vapour or fume may cause discolouration or erosion of the teeth, bleeding of the nose and gums; and ulceration of the mucous membranes of the nose. Workers exposed to hydrochloric acid suffered from stomach inflammation and a number of cases of chronic bronchitis (airway inflammation) have also been reported. Repeated or prolonged exposure to dilute solutions of hydrogen chloride may cause skin inflammation.</p>

GTC Lysis Buffer	TOXICITY	IRRITATION
	Not Available	Not Available
guanidine thiocyanate	TOXICITY	IRRITATION
	Dermal (rabbit) LD50: >2000 mg/kg <sup>[1]</sup>	Skin: adverse effect observed (corrosive) <sup>[1]</sup>
	Inhalation(Rat) LC50; >0.853 mg/l4h <sup>[1]</sup>	
	Oral(Rat) LD50; 474.6 mg/kg <sup>[1]</sup>	



## GTC Lysis Buffer

**Legend:** 1. Value obtained from Europe ECHA Registered Substances - Acute toxicity 2. \* Value obtained from manufacturer's SDS. Unless otherwise specified data extracted from RTECS - Register of Toxic Effect of chemical Substances

## GTC Lysis Buffer

The following information refers to contact allergens as a group and may not be specific to this product. Contact allergies quickly manifest themselves as contact eczema, more rarely as urticaria or Quincke's oedema. The pathogenesis of contact eczema involves a cell-mediated (T lymphocytes) immune reaction of the delayed type. Other allergic skin reactions, e.g. contact urticaria, involve antibody-mediated immune reactions. The significance of the contact allergen is not simply determined by its sensitisation potential: the distribution of the substance and the opportunities for contact with it are equally important. A weakly sensitising substance which is widely distributed can be a more important allergen than one with stronger sensitising potential with which few individuals come into contact. From a clinical point of view, substances are noteworthy if they produce an allergic test reaction in more than 1% of the persons tested.

Goitrogenic:

Goitrogens are substances that suppress the function of the thyroid gland by interfering with iodine uptake, which can, as a result, cause an enlargement of the thyroid (a goitre).

Goitrogens include:

- Vitexin, a flavonoid, which inhibits thyroid peroxidase, contributing to goitre
- Thiocyanate and perchlorate, which decrease iodide uptake by competitive inhibition and consequently increase release of TSH from the pituitary gland
- Lithium, which inhibits thyroid hormone release
- Certain foods, such as soy and millet (containing vitexins) and vegetables in the genus Brassica (which includes broccoli, Brussels sprouts, cabbage, cauliflower and horseradish).
- Caffeine (found in coffee, tea, cola and chocolate), which acts on thyroid function as a suppressant.

Thiocyanate is known to be an important part in the biosynthesis of hypothiocyanite by a lactoperoxidase. Thus the complete absence of thiocyanate or reduced thiocyanate in the human body, (e.g., cystic fibrosis) is damaging to the human host defense system. Thiocyanate [SCN<sup>-</sup>] is a complex anion which is a potent inhibitor of iodide transport (the thyroid sodium-iodide symporter). Iodine is an essential component of thyroxine. Since thiocyanates will decrease iodide transport into the thyroid follicular cell, they will decrease the amount of thyroxine produced by the thyroid gland. As such, foodstuffs containing thiocyanate are best avoided by iodide deficient hypothyroid patients. Thiocyanate is the detoxification product of cyanide and can easily be measured in body fluids. Consumption of naturally occurring goitrogens, certain environmental toxins and cigarette smoke can significantly increase SCN<sup>-</sup> concentrations to levels potentially capable of affecting the thyroid gland. Goiter endemics were reported to develop when the critical urinary iodine/ SCN<sup>-</sup> ratio decreases below 3 microgram iodine per mg SCN<sup>-</sup>. Iodine supplementation completely reverses the goitrogenic influence of SCN<sup>-</sup>. SCN<sup>-</sup> is also generated from cigarette smoking as a detoxifying product of cyanide. During the past two decades many reports dealt with the possible effects of cigarette smoking on thyroid hormone synthesis, thyroid gland size and thyroid autoimmunity including infiltrative ophthalmopathy of Graves' disease. Thiocyanates are derived from the hydrolysis of glucosinolates — sulfur-containing compounds found in cruciferous vegetables. Brassica species such as cabbage, broccoli, cauliflower, rutabaga, mustard, Brussels sprouts, and turnip contain glucosinolates (previously called thioglucosides) which are hydrolyzed to form isothiocyanates, nitriles, and thiocyanates

## GUANIDINE THIOCYANATE

The material may be irritating to the eye, with prolonged contact causing inflammation. Repeated or prolonged exposure to irritants may produce conjunctivitis.

Asthma-like symptoms may continue for months or even years after exposure to the material ends. This may be due to a non-allergic condition known as reactive airways dysfunction syndrome (RADS) which can occur after exposure to high levels of highly irritating compound. Main criteria for diagnosing RADS include the absence of previous airways disease in a non-atopic individual, with sudden onset of persistent asthma-like symptoms within minutes to hours of a documented exposure to the irritant. Other criteria for diagnosis of RADS include a reversible airflow pattern on lung function tests, moderate to severe bronchial hyperreactivity on methacholine challenge testing, and the lack of minimal lymphocytic inflammation, without eosinophilia. RADS (or asthma) following an irritating inhalation is an infrequent disorder with rates related to the concentration of and duration of exposure to the irritating substance. On the other hand, industrial bronchitis is a disorder that occurs as a result of exposure due to high concentrations of irritating substance (often particles) and is completely reversible after exposure ceases. The disorder is characterized by difficulty breathing, cough and mucus production.

The material may produce respiratory tract irritation, and result in damage to the lung including reduced lung function.

The material may cause skin irritation after prolonged or repeated exposure and may produce on contact skin redness, swelling, the production of vesicles, scaling and thickening of the skin.

Acute Toxicity	✓	Carcinogenicity	✗
Skin Irritation/Corrosion	✗	Reproductivity	✗
Serious Eye Damage/Irritation	✗	STOT - Single Exposure	✗
Respiratory or Skin sensitisation	✓	STOT - Repeated Exposure	✗
Mutagenicity	✗	Aspiration Hazard	✗

**Legend:** ✗ – Data either not available or does not fill the criteria for classification  
✓ – Data available to make classification

## SECTION 12 Ecological information

## Toxicity

GTC Lysis Buffer	Endpoint	Test Duration (hr)	Species	Value	Source
	Not Available	Not Available	Not Available	Not Available	Not Available
guanidine thiocyanate	Endpoint	Test Duration (hr)	Species	Value	Source
	EC50(ECx)	48h	Crustacea	42.4mg/l	2
	EC50	72h	Algae or other aquatic plants	130mg/l	2
	LC50	96h	Fish	~89.1mg/l	2
	EC50	48h	Crustacea	42.4mg/l	2

**Legend:** Extracted from 1. IUCLID Toxicity Data 2. Europe ECHA Registered Substances - Ecotoxicological Information - Aquatic Toxicity 3. EPIWIN Suite V3.12 (QSAR) - Aquatic Toxicity Data (Estimated) 4. US EPA, Ecotox database - Aquatic Toxicity Data 5. ECETOC Aquatic Hazard Assessment Data 6. NITE (Japan) - Bioconcentration Data 7. METI (Japan) - Bioconcentration Data 8. Vendor Data

Harmful to aquatic organisms, may cause long-term adverse effects in the aquatic environment.

Continued...



## GTC Lysis Buffer

Do NOT allow product to come in contact with surface waters or to intertidal areas below the mean high water mark. Do not contaminate water when cleaning equipment or disposing of equipment wash-waters.

Wastes resulting from use of the product must be disposed of on site or at approved waste sites.

For Thiocyanates:

Terrestrial Fate: Soil - At near ambient temperatures (approximately 30 C.) it appears that sorption and volatilization are not significant processes for thiocyanate in soil, with thiocyanate losses due primarily to microbial degradation. Thiocyanate is not persistent in soils. Thiocyanate may undergo both aerobic and anaerobic microbial degradation; however, the degradation pathway has not been defined. Saturated soils treated with thiocyanate were found to emit carbonyl sulfide (COS). Microbial degradation is the primary mechanism for thiocyanate disappearance at or below 30 C., with carbonyl sulfide as a possible hydrolysis product. Loss of thiocyanate at higher temperatures (50-60 C.) did not appear to result from microbial degradation.

Aquatic Fate: Biodegradation is a significant transformation process for thiocyanates in natural waters. Thiocyanate is toxic to microorganisms at high concentrations; however, acclimated cultures have increased tolerance to this compound. At concentrations up to 1.42 g/L., thiocyanate is completely degraded within 4 days to ammonia and sulfate ion (SO<sub>4</sub>-2) by an acclimated co-culture of two bacteria (Acinetobacter johnsonii and Pseudomonas diminuta).

**DO NOT discharge into sewer or waterways.**

## Persistence and degradability

Ingredient	Persistence: Water/Soil	Persistence: Air
	No Data available for all ingredients	No Data available for all ingredients

## Bioaccumulative potential

Ingredient	Bioaccumulation
	No Data available for all ingredients

## Mobility in soil

Ingredient	Mobility
	No Data available for all ingredients

## SECTION 13 Disposal considerations

## Waste treatment methods

<b>Product / Packaging disposal</b>	<ul style="list-style-type: none"> <li>Containers may still present a chemical hazard/ danger when empty.</li> <li>Return to supplier for reuse/ recycling if possible.</li> </ul> <p>Otherwise:</p> <ul style="list-style-type: none"> <li>If container can not be cleaned sufficiently well to ensure that residuals do not remain or if the container cannot be used to store the same product, then puncture containers, to prevent re-use, and bury at an authorised landfill.</li> <li>Where possible retain label warnings and SDS and observe all notices pertaining to the product.</li> </ul> <p>Legislation addressing waste disposal requirements may differ by country, state and/ or territory. Each user must refer to laws operating in their area. In some areas, certain wastes must be tracked.</p> <p>A Hierarchy of Controls seems to be common - the user should investigate:</p> <ul style="list-style-type: none"> <li>Reduction</li> <li>Reuse</li> <li>Recycling</li> <li>Disposal (if all else fails)</li> </ul> <p>This material may be recycled if unused, or if it has not been contaminated so as to make it unsuitable for its intended use. If it has been contaminated, it may be possible to reclaim the product by filtration, distillation or some other means. Shelf life considerations should also be applied in making decisions of this type. Note that properties of a material may change in use, and recycling or reuse may not always be appropriate.</p> <ul style="list-style-type: none"> <li><b>DO NOT allow wash water from cleaning or process equipment to enter drains.</b></li> <li>It may be necessary to collect all wash water for treatment before disposal.</li> <li>In all cases disposal to sewer may be subject to local laws and regulations and these should be considered first.</li> <li>Where in doubt contact the responsible authority.</li> <li>Recycle wherever possible or consult manufacturer for recycling options.</li> <li>Consult State Land Waste Authority for disposal.</li> <li>Bury or incinerate residue at an approved site.</li> <li>Recycle containers if possible, or dispose of in an authorised landfill.</li> </ul>
-------------------------------------	---

## SECTION 14 Transport information

## Labels Required

<b>Marine Pollutant</b>	NO
-------------------------	----

**Land transport (ADG): NOT REGULATED FOR TRANSPORT OF DANGEROUS GOODS**

**Air transport (ICAO-IATA / DGR): NOT REGULATED FOR TRANSPORT OF DANGEROUS GOODS**

**Sea transport (IMDG-Code / GGVSee): NOT REGULATED FOR TRANSPORT OF DANGEROUS GOODS**

**Transport in bulk according to Annex II of MARPOL and the IBC code**

Not Applicable

**Transport in bulk in accordance with MARPOL Annex V and the IMSBC Code**

Product name	Group
guanidine thiocyanate	Not Available
Anionic detergent	Not Available

**Transport in bulk in accordance with the ICG Code**

Continued...

## GTC Lysis Buffer

Product name	Ship Type
guanidine thiocyanate	Not Available
Anionic detergent	Not Available

## SECTION 15 Regulatory information

## Safety, health and environmental regulations / legislation specific for the substance or mixture

This product has been classified in accordance with the hazard criteria of the Hazardous Products Regulations and the SDS contains all the information required by the Hazardous Products Regulations.

guanidine thiocyanate is found on the following regulatory lists

Canada Categorization decisions for all DSL substances

Canada Domestic Substances List (DSL)

## National Inventory Status

National Inventory	Status
Australia - AIIC / Australia Non-Industrial Use	Yes
Canada - DSL	Yes
Canada - NDSL	No (guanidine thiocyanate; Anionic detergent)
China - IECSC	Yes
Europe - EINEC / ELINCS / NLP	Yes
Japan - ENCS	No (guanidine thiocyanate)
Korea - KECI	No (guanidine thiocyanate)
New Zealand - NZIoC	Yes
Philippines - PICCS	Yes
USA - TSCA	Yes
Taiwan - TCSI	Yes
Mexico - INSQ	No (guanidine thiocyanate)
Vietnam - NCI	Yes
Russia - FBEPH	Yes
<b>Legend:</b>	<p>Yes = All CAS declared ingredients are on the inventory</p> <p>No = One or more of the CAS listed ingredients are not on the inventory and are not exempt from listing(see specific ingredients in brackets)</p>

## SECTION 16 Other information

<b>Revision Date</b>	04/20/2021
<b>Initial Date</b>	01/23/2021

## Other information

Classification of the preparation and its individual components has drawn on official and authoritative sources as well as independent review by the Chemwatch Classification committee using available literature references.

The SDS is a Hazard Communication tool and should be used to assist in the Risk Assessment. Many factors determine whether the reported Hazards are Risks in the workplace or other settings. Risks may be determined by reference to Exposures Scenarios. Scale of use, frequency of use and current or available engineering controls must be considered.

## Definitions and abbreviations

PC—TWA: Permissible Concentration-Time Weighted Average  
 PC—STEL: Permissible Concentration-Short Term Exposure Limit  
 IARC: International Agency for Research on Cancer  
 ACGIH: American Conference of Governmental Industrial Hygienists  
 STEL: Short Term Exposure Limit  
 TEEL: Temporary Emergency Exposure Limit.  
 IDLH: Immediately Dangerous to Life or Health Concentrations  
 ES: Exposure Standard  
 OSF: Odour Safety Factor  
 NOAEL :No Observed Adverse Effect Level  
 LOAEL: Lowest Observed Adverse Effect Level  
 TLV: Threshold Limit Value  
 LOD: Limit Of Detection  
 OTV: Odour Threshold Value  
 BCF: BioConcentration Factors  
 BEI: Biological Exposure Index  
 AIIC: Australian Inventory of Industrial Chemicals  
 DSL: Domestic Substances List  
 NDSL: Non-Domestic Substances List  
 IECSC: Inventory of Existing Chemical Substance in China  
 EINECS: European INventory of Existing Commercial chemical Substances  
 ELINCS: European List of Notified Chemical Substances  
 NLP: No-Longer Polymers  
 ENCS: Existing and New Chemical Substances Inventory  
 KECI: Korea Existing Chemicals Inventory  
 NZIoC: New Zealand Inventory of Chemicals  
 PICCS: Philippine Inventory of Chemicals and Chemical Substances  
 TSCA: Toxic Substances Control Act

---

**GTC Lysis Buffer**

---

TCSI: Taiwan Chemical Substance Inventory

INSQ: Inventario Nacional de Sustancias Químicas

NCI: National Chemical Inventory

FBEPH: Russian Register of Potentially Hazardous Chemical and Biological Substances

Powered by Author!Te, from Chemwatch.