

## QMP Buffer Omega Bio-tek

Version No: 1.3.1.1  
Safety Data Sheet according to WHMIS 2015 requirements

Chemwatch Hazard Alert Code: 3

Issue Date: 04/09/2021  
Print Date: 05/18/2021  
S.GHS.CAN.EN

### SECTION 1 Identification

#### Product Identifier

|                               |               |
|-------------------------------|---------------|
| Product name                  | QMP Buffer    |
| Synonyms                      | Not Available |
| Other means of identification | Not Available |

#### Recommended use of the chemical and restrictions on use

|                          |                        |
|--------------------------|------------------------|
| Relevant identified uses | For research use only. |
|--------------------------|------------------------|

#### Name, address, and telephone number of the chemical manufacturer, importer, or other responsible party

|                         |   |
|-------------------------|---|
| Registered company name | Omega Bio-tek   |
| Address                 | 400 Pinnacle Way, Suite 450 Georgia 30071 United States               |
| Telephone               | 1-770-391-8400  |
| Fax                     | 1-770-931-0230  |
| Website                 | <a href="http://www.omegabiotek.com/">http://www.omegabiotek.com/</a> |
| Email                   | info@omegabiotek.com  |

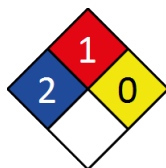
#### Emergency phone number

|                                   |                                      |
|-----------------------------------|--------------------------------------|
| Association / Organisation        | CHEMTREC                             |
| Emergency telephone numbers       | USA & Canada: 1-800-424-9300         |
| Other emergency telephone numbers | Outside USA & Canada: 1-703-527-3887 |

### SECTION 2 Hazard(s) identification

#### Classification of the substance or mixture

NFPA 704 diamond



Note: The hazard category numbers found in GHS classification in section 2 of this SDSs are NOT to be used to fill in the NFPA 704 diamond. Blue = Health Red = Fire Yellow = Reactivity White = Special (Oxidizer or water reactive substances)


#### Canadian WHMIS Symbols



|                |  |
|----------------|--|
| Classification | Eye Irritation Category 2A, Acute Toxicity (Oral) Category 4, Skin Corrosion/Irritation Category 2 |
|----------------|--|

#### Label elements

## QMP Buffer

|                     |   |
|---------------------|---|
| Hazard pictogram(s) |  |
|---------------------|---|

|             |         |
|-------------|---------|
| Signal word | Warning |
|-------------|---------|

## Hazard statement(s)

|      |                                |
|------|--------------------------------|
| H319 | Causes serious eye irritation. |
| H302 | Harmful if swallowed.          |
| H315 | Causes skin irritation.        |

## Physical and Health hazard(s) not otherwise classified

Not Applicable

## Precautionary statement(s) Prevention

|      |  |
|------|--|
| P270 | Do not eat, drink or smoke when using this product.                        |
| P280 | Wear protective gloves/protective clothing/eye protection/face protection. |

## Precautionary statement(s) Response

|                |  |
|----------------|--|
| P305+P351+P338 | IF IN EYES: Rinse cautiously with water for several minutes. Remove contact lenses, if present and easy to do. Continue rinsing. |
| P337+P313      | If eye irritation persists: Get medical advice/attention.  |
| P301+P312      | IF SWALLOWED: Call a POISON CENTER/doctor/physician/first aider/if you feel unwell.  |
| P302+P352      | IF ON SKIN: Wash with plenty of water and soap.  |
| P330           | Rinse mouth.   |
| P332+P313      | If skin irritation occurs: Get medical advice/attention.   |
| P362+P364      | Take off contaminated clothing and wash it before reuse.   |

## Precautionary statement(s) Storage

Not Applicable

## Precautionary statement(s) Disposal

|      |  |
|------|--|
| P501 | Dispose of contents/container to authorised hazardous or special waste collection point in accordance with any local regulation. |
|------|--|

## SECTION 3 Composition / information on ingredients

## Substances

See section below for composition of Mixtures

## Mixtures

| CAS No  | %[weight] | Name                           |
|---------|-----------|--------------------------------|
| 50-01-1 | 50-100    | <u>guanidine hydrochloride</u> |

The specific chemical identity and/or exact percentage (concentration) of composition has been withheld as a trade secret.

## SECTION 4 First-aid measures

## Description of first aid measures

|              |  |
|--------------|--|
| Eye Contact  | <p>If this product comes in contact with the eyes:</p> <ul style="list-style-type: none"> <li>▶ Immediately hold eyelids apart and flush the eye continuously with running water.</li> <li>▶ Ensure complete irrigation of the eye by keeping eyelids apart and away from eye and moving the eyelids by occasionally lifting the upper and lower lids.</li> <li>▶ Continue flushing until advised to stop by the Poisons Information Centre or a doctor, or for at least 15 minutes.</li> <li>▶ Transport to hospital or doctor without delay.</li> <li>▶ Removal of contact lenses after an eye injury should only be undertaken by skilled personnel.</li> </ul> |
| Skin Contact | <p>If skin or hair contact occurs:</p> <ul style="list-style-type: none"> <li>▶ Immediately flush body and clothes with large amounts of water, using safety shower if available.</li> <li>▶ Quickly remove all contaminated clothing, including footwear.</li> <li>▶ Wash skin and hair with running water. Continue flushing with water until advised to stop by the Poisons Information Centre.</li> <li>▶ Transport to hospital, or doctor.</li> </ul>   |
| Inhalation   | <ul style="list-style-type: none"> <li>▶ If fumes or combustion products are inhaled remove from contaminated area.</li> <li>▶ Lay patient down. Keep warm and rested.</li> <li>▶ Prostheses such as false teeth, which may block airway, should be removed, where possible, prior to initiating first aid procedures.</li> <li>▶ Apply artificial respiration if not breathing, preferably with a demand valve resuscitator, bag-valve mask device, or pocket mask as trained. Perform CPR if necessary.</li> <li>▶ Transport to hospital, or doctor, without delay.</li> </ul>   |

Continued...

## QMP Buffer

## Ingestion

- ▶ For advice, contact a Poisons Information Centre or a doctor at once.
- ▶ Urgent hospital treatment is likely to be needed.
- ▶ **If swallowed do NOT induce vomiting.**
- ▶ If vomiting occurs, lean patient forward or place on left side (head-down position, if possible) to maintain open airway and prevent aspiration.
- ▶ Observe the patient carefully.
- ▶ Never give liquid to a person showing signs of being sleepy or with reduced awareness; i.e. becoming unconscious.
- ▶ Give water to rinse out mouth, then provide liquid slowly and as much as casualty can comfortably drink.
- ▶ Transport to hospital or doctor without delay.

## Indication of any immediate medical attention and special treatment needed

As in all cases of suspected poisoning, follow the ABCDEs of emergency medicine (airway, breathing, circulation, disability, exposure), then the ABCDEs of toxicology (antidotes, basics, change absorption, change distribution, change elimination).

For poisons (where specific treatment regime is absent):

## BASIC TREATMENT

- ▶ Establish a patent airway with suction where necessary.
- ▶ Watch for signs of respiratory insufficiency and assist ventilation as necessary.
- ▶ Administer oxygen by non-rebreather mask at 10 to 15 L/min.
- ▶ Monitor and treat, where necessary, for pulmonary oedema.
- ▶ Monitor and treat, where necessary, for shock.
- ▶ Anticipate seizures.
- ▶ **DO NOT** use emetics. Where ingestion is suspected rinse mouth and give up to 200 ml water (5 ml/kg recommended) for dilution where patient is able to swallow, has a strong gag reflex and does not drool.

## ADVANCED TREATMENT

- ▶ Consider orotracheal or nasotracheal intubation for airway control in unconscious patient or where respiratory arrest has occurred.
- ▶ Positive-pressure ventilation using a bag-valve mask might be of use.
- ▶ Monitor and treat, where necessary, for arrhythmias.
- ▶ Start an IV D5W TKO. If signs of hypovolaemia are present use lactated Ringers solution. Fluid overload might create complications.
- ▶ Drug therapy should be considered for pulmonary oedema.
- ▶ Hypotension with signs of hypovolaemia requires the cautious administration of fluids. Fluid overload might create complications.
- ▶ Treat seizures with diazepam.
- ▶ Proparacaine hydrochloride should be used to assist eye irrigation.

BRONSTEIN, A.C. and CURRANCE, P.L.

EMERGENCY CARE FOR HAZARDOUS MATERIALS EXPOSURE: 2nd Ed. 1994

Treat symptomatically.

## SECTION 5 Fire-fighting measures

## Extinguishing media

- ▶ Foam.
- ▶ Dry chemical powder.
- ▶ BCF (where regulations permit).
- ▶ Carbon dioxide.
- ▶ Water spray or fog - Large fires only.

## Special hazards arising from the substrate or mixture

## Fire Incompatibility

- ▶ Avoid contamination with oxidising agents i.e. nitrates, oxidising acids, chlorine bleaches, pool chlorine etc. as ignition may result

## Special protective equipment and precautions for fire-fighters

## Fire Fighting

- ▶ Alert Fire Brigade and tell them location and nature of hazard.
- ▶ Wear full body protective clothing with breathing apparatus.
- ▶ Prevent, by any means available, spillage from entering drains or water course.
- ▶ Use water delivered as a fine spray to control fire and cool adjacent area.
- ▶ Avoid spraying water onto liquid pools.
- ▶ **DO NOT** approach containers suspected to be hot.
- ▶ Cool fire exposed containers with water spray from a protected location.
- ▶ If safe to do so, remove containers from path of fire.

## Fire/Explosion Hazard

- ▶ Combustible.
  - ▶ Slight fire hazard when exposed to heat or flame.
  - ▶ Heating may cause expansion or decomposition leading to violent rupture of containers.
  - ▶ On combustion, may emit toxic fumes of carbon monoxide (CO).
  - ▶ May emit acrid smoke.
  - ▶ Mists containing combustible materials may be explosive.
- Combustion products include:  
carbon dioxide (CO<sub>2</sub>)  
hydrogen chloride  
phosgene  
nitrogen oxides (NO<sub>x</sub>)  
other pyrolysis products typical of burning organic material.  
May emit poisonous fumes.  
May emit corrosive fumes.

## SECTION 6 Accidental release measures

## Personal precautions, protective equipment and emergency procedures

## QMP Buffer

See section 8

## Environmental precautions

See section 12

## Methods and material for containment and cleaning up

|              |   |
|--------------|---|
| Minor Spills | <ul style="list-style-type: none"> <li>Remove all ignition sources.</li> <li>Clean up all spills immediately.</li> <li>Avoid breathing vapours and contact with skin and eyes.</li> <li>Control personal contact with the substance, by using protective equipment.</li> <li>Contain and absorb spill with sand, earth, inert material or vermiculite.</li> <li>Wipe up.</li> <li>Place in a suitable, labelled container for waste disposal.</li> </ul>  |
| Major Spills | <p>Moderate hazard.</p> <ul style="list-style-type: none"> <li>Clear area of personnel and move upwind.</li> <li>Alert Fire Brigade and tell them location and nature of hazard.</li> <li>Wear breathing apparatus plus protective gloves.</li> <li>Prevent, by any means available, spillage from entering drains or water course.</li> <li>No smoking, naked lights or ignition sources.</li> <li>Increase ventilation.</li> <li>Stop leak if safe to do so.</li> <li>Contain spill with sand, earth or vermiculite.</li> <li>Collect recoverable product into labelled containers for recycling.</li> <li>Absorb remaining product with sand, earth or vermiculite.</li> <li>Collect solid residues and seal in labelled drums for disposal.</li> <li>Wash area and prevent runoff into drains.</li> <li>If contamination of drains or waterways occurs, advise emergency services.</li> </ul> |

Personal Protective Equipment advice is contained in Section 8 of the SDS.

## SECTION 7 Handling and storage

## Precautions for safe handling

|                   |   |
|-------------------|---|
| Safe handling     | <ul style="list-style-type: none"> <li>Avoid all personal contact, including inhalation.</li> <li>Wear protective clothing when risk of exposure occurs.</li> <li>Use in a well-ventilated area.</li> <li>Prevent concentration in hollows and sumps.</li> <li><b>DO NOT enter confined spaces until atmosphere has been checked.</b></li> <li>Avoid smoking, naked lights or ignition sources.</li> <li>Avoid contact with incompatible materials.</li> <li>When handling, <b>DO NOT eat, drink or smoke.</b></li> <li>Keep containers securely sealed when not in use.</li> <li>Avoid physical damage to containers.</li> <li>Always wash hands with soap and water after handling.</li> <li>Work clothes should be laundered separately.</li> <li>Use good occupational work practice.</li> <li>Observe manufacturer's storage and handling recommendations contained within this SDS.</li> <li>Atmosphere should be regularly checked against established exposure standards to ensure safe working conditions.</li> <li><b>DO NOT allow clothing wet with material to stay in contact with skin</b></li> </ul> |
| Other information | <ul style="list-style-type: none"> <li>Store in original containers.</li> <li>Keep containers securely sealed.</li> <li>No smoking, naked lights or ignition sources.</li> <li>Store in a cool, dry, well-ventilated area.</li> <li>Store away from incompatible materials and foodstuff containers.</li> <li>Protect containers against physical damage and check regularly for leaks.</li> <li>Observe manufacturer's storage and handling recommendations contained within this SDS.</li> </ul>  |

## Conditions for safe storage, including any incompatibilities

|                         |   |
|-------------------------|---|
| Suitable container      | <ul style="list-style-type: none"> <li>Glass container is suitable for laboratory quantities</li> <li>Metal can or drum</li> <li>Packaging as recommended by manufacturer.</li> <li>Check all containers are clearly labelled and free from leaks.</li> </ul> |
| Storage incompatibility | <ul style="list-style-type: none"> <li>Avoid reaction with oxidising agents</li> </ul>  |

## SECTION 8 Exposure controls / personal protection

## Control parameters

Occupational Exposure Limits (OEL)

## INGREDIENT DATA

Not Available

## Emergency Limits

| Ingredient              | TEEL-1    | TEEL-2   | TEEL-3   |
|-------------------------|-----------|----------|----------|
| guanidine hydrochloride | 1.4 mg/m3 | 16 mg/m3 | 94 mg/m3 |

Continued...

## QMP Buffer

| Ingredient              | Original IDLH | Revised IDLH  |
|-------------------------|---------------|---------------|
| guanidine hydrochloride | Not Available | Not Available |

## Occupational Exposure Banding

| Ingredient   | Occupational Exposure Band Rating | Occupational Exposure Band Limit |
|--|-----------------------------------|----------------------------------|
| guanidine hydrochloride  | E                                 | ≤ 0.01 mg/m <sup>3</sup>         |
| <b>Notes:</b> Occupational exposure banding is a process of assigning chemicals into specific categories or bands based on a chemical's potency and the adverse health outcomes associated with exposure. The output of this process is an occupational exposure band (OEB), which corresponds to a range of exposure concentrations that are expected to protect worker health. |                                   |                                  |

## Exposure controls

Appropriate engineering controls

For potent pharmacological agents:

Solutions Handling:

Solutions can be handled outside a containment system or without local exhaust ventilation during procedures with no potential for aerosolisation. If the procedures have a potential for aerosolisation, an air-purifying respirator is to be worn by all personnel in the immediate area.

Solutions used for procedures where aerosolisation may occur (e.g., vortexing, pumping) are to be handled within a containment system or with local exhaust ventilation.

In situations where this is not feasible (may include animal dosing), an air-purifying respirator is to be worn by all personnel in the immediate area. If using a ventilated enclosure that has not been validated, wear a half-mask respirator equipped with HEPA cartridges until the enclosure is validated for use.

Ensure gloves are protective against solvents in use.

Enclosed local exhaust ventilation is required at points of dust, fume or vapour generation.

HEPA terminated local exhaust ventilation should be considered at point of generation of dust, fumes or vapours.

Barrier protection or laminar flow cabinets should be considered for laboratory scale handling.

A fume hood or vented balance enclosure is recommended for weighing/ transferring quantities exceeding 500 mg.

When handling quantities up to 500 gram in either a standard laboratory with general dilution ventilation (e.g. 6-12 air changes per hour) is preferred. Quantities up to 1 kilogram may require a designated laboratory using fume hood, biological safety cabinet, or approved vented enclosures. Quantities exceeding 1 kilogram should be handled in a designated laboratory or containment laboratory using appropriate barrier/ containment technology.

Manufacturing and pilot plant operations require barrier/ containment and direct coupling technologies.

Barrier/ containment technology and direct coupling (totally enclosed processes that create a barrier between the equipment and the room) typically use double or split butterfly valves and hybrid unidirectional airflow/ local exhaust ventilation solutions (e.g. powder containment booths). Glove bags, isolator glove box systems are optional. HEPA filtration of exhaust from dry product handling areas is required.

Fume-hoods and other open-face containment devices are acceptable when face velocities of at least 1 m/s (200 feet/minute) are achieved. Partitions, barriers, and other partial containment technologies are required to prevent migration of the material to uncontrolled areas. For non-routine emergencies maximum local and general exhaust are necessary. Air contaminants generated in the workplace possess varying "escape" velocities which, in turn, determine the "capture velocities" of fresh circulating air required to effectively remove the contaminant.

| Type of Contaminant:  | Air Speed:                   |
|---|------------------------------|
| solvent, vapours, etc. evaporating from tank (in still air)   | 0.25-0.5 m/s (50-100 f/min.) |
| aerosols, fumes from pouring operations, intermittent container filling, low speed conveyer transfers (released at low velocity into zone of active generation) | 0.5-1 m/s (100-200 f/min.)   |
| direct spray, drum filling, conveyer loading, crusher dusts, gas discharge (active generation into zone of rapid air motion)                                    | 1-2.5 m/s (200-500 f/min.)   |

Within each range the appropriate value depends on:

|  |                                  |
|--|----------------------------------|
| Lower end of the range                                     | Upper end of the range           |
| 1: Room air currents minimal or favourable to capture      | 1: Disturbing room air currents  |
| 2: Contaminants of low toxicity or of nuisance value only. | 2: Contaminants of high toxicity |
| 3: Intermittent, low production.                           | 3: High production, heavy use    |
| 4: Large hood or large air mass in motion                  | 4: Small hood-local control only |

Simple theory shows that air velocity falls rapidly with distance away from the opening of a simple extraction pipe. Velocity generally decreases with the square of distance from the extraction point (in simple cases). Therefore the air speed at the extraction point should be adjusted, accordingly, after reference to distance from the contaminating source. The air velocity at the extraction fan, for example, should be a minimum of 1-2.5 m/s (200-500 f/min.) for extraction of gases discharged 2 meters distant from the extraction point. Other mechanical considerations, producing performance deficits within the extraction apparatus, make it essential that theoretical air velocities are multiplied by factors of 10 or more when extraction systems are installed or used.

The need for respiratory protection should also be assessed where incidental or accidental exposure is anticipated: Dependent on levels of contamination, PAPR, full face air purifying devices with P2 or P3 filters or air supplied respirators should be evaluated.


The following protective devices are recommended where exposures exceed the recommended exposure control guidelines by factors of:

10; high efficiency particulate (HEPA) filters or cartridges

10-25; loose-fitting (Tyvek or helmet type) HEPA powered-air purifying respirator.

25-50; a full face-piece negative pressure respirator with HEPA filters

## QMP Buffer

|                                |  |
|--------------------------------|--|
|                                | <p>50-100; tight-fitting, full face-piece HEPA PAPR</p> <p>100-1000; a hood-shroud HEPA PAPR or full face-piece supplied air respirator operated in pressure demand or other positive pressure mode.</p>   |
| <b>Personal protection</b>     |   |
| <b>Eye and face protection</b> | <p>When handling very small quantities of the material eye protection may not be required.</p> <p>For laboratory, larger scale or bulk handling or where regular exposure in an occupational setting occurs:</p> <ul style="list-style-type: none"> <li>Chemical goggles.</li> <li>Face shield. Full face shield may be required for supplementary but never for primary protection of eyes.</li> <li>Contact lenses may pose a special hazard; soft contact lenses may absorb and concentrate irritants. A written policy document, describing the wearing of lenses or restrictions on use, should be created for each workplace or task. This should include a review of lens absorption and adsorption for the class of chemicals in use and an account of injury experience. Medical and first-aid personnel should be trained in their removal and suitable equipment should be readily available. In the event of chemical exposure, begin eye irrigation immediately and remove contact lens as soon as practicable. Lens should be removed at the first signs of eye redness or irritation - lens should be removed in a clean environment only after workers have washed hands thoroughly. [CDC NIOSH Current Intelligence Bulletin 59], [AS/NZS 1336 or national equivalent]</li> </ul>   |
| <b>Skin protection</b>         | See Hand protection below  |
| <b>Hands/feet protection</b>   | <ul style="list-style-type: none"> <li>When handling corrosive liquids, wear trousers or overalls outside of boots, to avoid spills entering boots.</li> </ul> <p>The selection of suitable gloves does not only depend on the material, but also on further marks of quality which vary from manufacturer to manufacturer. Where the chemical is a preparation of several substances, the resistance of the glove material can not be calculated in advance and has therefore to be checked prior to the application.</p> <p>The exact break through time for substances has to be obtained from the manufacturer of the protective gloves and has to be observed when making a final choice.</p> <p>Personal hygiene is a key element of effective hand care. Gloves must only be worn on clean hands. After using gloves, hands should be washed and dried thoroughly. Application of a non-perfumed moisturiser is recommended.</p> <p>Suitability and durability of glove type is dependent on usage. Important factors in the selection of gloves include:</p> <ul style="list-style-type: none"> <li>frequency and duration of contact,</li> <li>chemical resistance of glove material,</li> <li>glove thickness and</li> <li>dexterity</li> </ul> <p>Select gloves tested to a relevant standard (e.g. Europe EN 374, US F739, AS/NZS 2161.1 or national equivalent).</p> <ul style="list-style-type: none"> <li>When prolonged or frequently repeated contact may occur, a glove with a protection class of 5 or higher (breakthrough time greater than 240 minutes according to EN 374, AS/NZS 2161.10.1 or national equivalent) is recommended.</li> <li>When only brief contact is expected, a glove with a protection class of 3 or higher (breakthrough time greater than 60 minutes according to EN 374, AS/NZS 2161.10.1 or national equivalent) is recommended.</li> <li>Some glove polymer types are less affected by movement and this should be taken into account when considering gloves for long-term use.</li> <li>Contaminated gloves should be replaced.</li> </ul> <p>As defined in ASTM F-739-96 in any application, gloves are rated as:</p> <ul style="list-style-type: none"> <li>Excellent when breakthrough time &gt; 480 min</li> <li>Good when breakthrough time &gt; 20 min</li> <li>Fair when breakthrough time &lt; 20 min</li> <li>Poor when glove material degrades</li> </ul> <p>For general applications, gloves with a thickness typically greater than 0.35 mm, are recommended.</p> <p>It should be emphasised that glove thickness is not necessarily a good predictor of glove resistance to a specific chemical, as the permeation efficiency of the glove will be dependent on the exact composition of the glove material. Therefore, glove selection should also be based on consideration of the task requirements and knowledge of breakthrough times.</p> <p>Glove thickness may also vary depending on the glove manufacturer, the glove type and the glove model. Therefore, the manufacturers' technical data should always be taken into account to ensure selection of the most appropriate glove for the task.</p> <p>Note: Depending on the activity being conducted, gloves of varying thickness may be required for specific tasks. For example:</p> <ul style="list-style-type: none"> <li>Thinner gloves (down to 0.1 mm or less) may be required where a high degree of manual dexterity is needed. However, these gloves are only likely to give short duration protection and would normally be just for single use applications, then disposed of.</li> <li>Thicker gloves (up to 3 mm or more) may be required where there is a mechanical (as well as a chemical) risk i.e. where there is abrasion or puncture potential</li> </ul> <p>Gloves must only be worn on clean hands. After using gloves, hands should be washed and dried thoroughly. Application of a non-perfumed moisturiser is recommended.</p> <ul style="list-style-type: none"> <li>Rubber gloves (nitrile or low-protein, powder-free latex, latex/ nitrile). Employees allergic to latex gloves should use nitrile gloves in preference.</li> <li>Double gloving should be considered.</li> <li>PVC gloves.</li> <li>Change gloves frequently and when contaminated, punctured or torn.</li> <li>Wash hands immediately after removing gloves.</li> <li>Protective shoe covers. [AS/NZS 2210]</li> <li>Head covering.</li> </ul> |
| <b>Body protection</b>         | See Other protection below   |
| <b>Other protection</b>        | <ul style="list-style-type: none"> <li>For quantities up to 500 grams a laboratory coat may be suitable.</li> <li>For quantities up to 1 kilogram a disposable laboratory coat or coverall of low permeability is recommended. Coveralls should be buttoned at collar and cuffs.</li> <li>For quantities over 1 kilogram and manufacturing operations, wear disposable coverall of low permeability and disposable shoe covers.</li> <li>For manufacturing operations, air-supplied full body suits may be required for the provision of advanced respiratory protection.</li> <li>Eye wash unit.</li> <li>Ensure there is ready access to an emergency shower.</li> <li>For Emergencies: Vinyl suit</li> </ul>  |

**Respiratory protection**

Type A Filter of sufficient capacity. (AS/NZS 1716 & 1715, EN 143:2000 & 149:2001, ANSI Z88 or national equivalent)

Selection of the Class and Type of respirator will depend upon the level of breathing zone contaminant and the chemical nature of the contaminant. Protection Factors (defined as the ratio of contaminant outside and inside the mask) may also be important.

Continued...

## QMP Buffer

| Required minimum protection factor | Maximum gas/vapour concentration present in air p.p.m. (by volume) | Half-face Respirator | Full-Face Respirator |
|------------------------------------|--|----------------------|----------------------|
| up to 10                           | 1000   | A-AUS / Class1       | -                    |
| up to 50                           | 1000   | -                    | A-AUS / Class 1      |
| up to 50                           | 5000   | Airline *            | -                    |
| up to 100                          | 5000   | -                    | A-2                  |
| up to 100                          | 10000  | -                    | A-3                  |
| 100+                               |  |                      | Airline**            |

\* - Continuous Flow \*\* - Continuous-flow or positive pressure demand

A(All classes) = Organic vapours, B AUS or B1 = Acid gasses, B2 = Acid gas or hydrogen cyanide(HCN), B3 = Acid gas or hydrogen cyanide(HCN), E = Sulfur dioxide(SO<sub>2</sub>), G = Agricultural chemicals, K = Ammonia(NH<sub>3</sub>), Hg = Mercury, NO = Oxides of nitrogen, MB = Methyl bromide, AX = Low boiling point organic compounds(below 65 degC)

- ▶ Cartridge respirators should never be used for emergency ingress or in areas of unknown vapour concentrations or oxygen content.
- ▶ The wearer must be warned to leave the contaminated area immediately on detecting any odours through the respirator. The odour may indicate that the mask is not functioning properly, that the vapour concentration is too high, or that the mask is not properly fitted. Because of these limitations, only restricted use of cartridge respirators is considered appropriate.
- ▶ Cartridge performance is affected by humidity. Cartridges should be changed after 2 hr of continuous use unless it is determined that the humidity is less than 75%, in which case, cartridges can be used for 4 hr. Used cartridges should be discarded daily, regardless of the length of time used

## SECTION 9 Physical and chemical properties

### Information on basic physical and chemical properties

|  |               |   |               |
|--|---------------|---|---------------|
| Appearance                                   | Not Available |   |               |
| Physical state                               | Liquid        | Relative density (Water = 1)            | Not Available |
| Odour  | Not Available | Partition coefficient n-octanol / water | Not Available |
| Odour threshold                              | Not Available | Auto-ignition temperature (°C)          | Not Available |
| pH (as supplied)                             | Not Available | Decomposition temperature               | Not Available |
| Melting point / freezing point (°C)          | Not Available | Viscosity (cSt)                         | Not Available |
| Initial boiling point and boiling range (°C) | Not Available | Molecular weight (g/mol)                | Not Available |
| Flash point (°C)                             | Not Available | Taste                                   | Not Available |
| Evaporation rate                             | Not Available | Explosive properties                    | Not Available |
| Flammability                                 | Not Available | Oxidising properties                    | Not Available |
| Upper Explosive Limit (%)                    | Not Available | Surface Tension (dyn/cm or mN/m)        | Not Available |
| Lower Explosive Limit (%)                    | Not Available | Volatile Component (%vol)               | Not Available |
| Vapour pressure (kPa)                        | Not Available | Gas group                               | Not Available |
| Solubility in water                          | Immiscible    | pH as a solution (1%)                   | Not Available |
| Vapour density (Air = 1)                     | Not Available | VOC g/L                                 | Not Available |

## SECTION 10 Stability and reactivity

|                                    |  |
|------------------------------------|--|
| Reactivity                         | See section 7  |
| Chemical stability                 | <ul style="list-style-type: none"> <li>▶ Unstable in the presence of incompatible materials.</li> <li>▶ Product is considered stable.</li> <li>▶ Hazardous polymerisation will not occur.</li> </ul> |
| Possibility of hazardous reactions | See section 7  |
| Conditions to avoid                | See section 7  |
| Incompatible materials             | See section 7  |
| Hazardous decomposition products   | See section 5  |

## SECTION 11 Toxicological information

### Information on toxicological effects

|           |  |
|-----------|--|
| Inhaled   | The material can cause respiratory irritation in some persons. The body's response to such irritation can cause further lung damage.   |
| Ingestion | <p>Accidental ingestion of the material may be harmful; animal experiments indicate that ingestion of less than 150 gram may be fatal or may produce serious damage to the health of the individual.</p> <p>The material can produce chemical burns within the oral cavity and gastrointestinal tract following ingestion.</p> |



## QMP Buffer

|                                |  |   |
|--------------------------------|--|---|
| <b>Skin Contact</b>            | <p>Skin contact with the material may produce toxic effects; systemic effects may result following absorption. The material can produce chemical burns following direct contact with the skin. Open cuts, abraded or irritated skin should not be exposed to this material.</p> <p>Entry into the blood-stream, through, for example, cuts, abrasions or lesions, may produce systemic injury with harmful effects. Examine the skin prior to the use of the material and ensure that any external damage is suitably protected.</p> <p>The material may cause severe inflammation of the skin either following direct contact or after a delay of some time. Repeated exposure can cause contact dermatitis which is characterised by redness, swelling and blistering.</p> |   |
| <b>Eye</b>                     | <p>The material can produce chemical burns to the eye following direct contact. Vapours or mists may be extremely irritating. If applied to the eyes, this material causes severe eye damage.</p>  |   |
| <b>Chronic</b>                 | <p>Repeated or prolonged exposure to corrosives may result in the erosion of teeth, inflammatory and ulcerative changes in the mouth and necrosis (rarely) of the jaw. Bronchial irritation, with cough, and frequent attacks of bronchial pneumonia may ensue. Long-term exposure to respiratory irritants may result in airways disease, involving difficulty breathing and related whole-body problems. Substance accumulation, in the human body, may occur and may cause some concern following repeated or long-term occupational exposure.</p>  |   |
| <b>QMP Buffer</b>              | <b>TOXICITY</b><br>Not Available   | <b>IRRITATION</b><br>Not Available  |
| <b>guanidine hydrochloride</b> | <b>TOXICITY</b><br>Dermal (rabbit) LD50: >2000 mg/kg <sup>[1]</sup><br>Inhalation(Rat) LC50; >0.853 mg/l4h <sup>[1]</sup><br>Oral(Rat) LD50; 474.6 mg/kg <sup>[1]</sup>  | <b>IRRITATION</b><br>Eye (rabbit): 81.4 mg - moderate<br>Skin (rabbit): 500 mg/24h-SEVERE |
| <b>Legend:</b>                 | 1. Value obtained from Europe ECHA Registered Substances - Acute toxicity 2. * Value obtained from manufacturer's SDS. Unless otherwise specified data extracted from RTECS - Register of Toxic Effect of chemical Substances  |   |

|                                |  |
|--------------------------------|--|
| <b>QMP Buffer</b>              | <p>Asthma-like symptoms may continue for months or even years after exposure to the material ends. This may be due to a non-allergic condition known as reactive airways dysfunction syndrome (RADS) which can occur after exposure to high levels of highly irritating compound. Main criteria for diagnosing RADS include the absence of previous airways disease in a non-atopic individual, with sudden onset of persistent asthma-like symptoms within minutes to hours of a documented exposure to the irritant. Other criteria for diagnosis of RADS include a reversible airflow pattern on lung function tests, moderate to severe bronchial hyperreactivity on methacholine challenge testing, and the lack of minimal lymphocytic inflammation, without eosinophilia. RADS (or asthma) following an irritating inhalation is an infrequent disorder with rates related to the concentration of and duration of exposure to the irritating substance. On the other hand, industrial bronchitis is a disorder that occurs as a result of exposure due to high concentrations of irritating substance (often particles) and is completely reversible after exposure ceases. The disorder is characterized by difficulty breathing, cough and mucus production.</p> |
| <b>GUANIDINE HYDROCHLORIDE</b> | <p>The material may produce moderate eye irritation leading to inflammation. Repeated or prolonged exposure to irritants may produce conjunctivitis.</p> <p>The material may cause severe skin irritation after prolonged or repeated exposure and may produce on contact skin redness, swelling, the production of vesicles, scaling and thickening of the skin. Repeated exposures may produce severe ulceration.</p>  |

|  |   |                                 |   |
|--|---|---------------------------------|---|
| <b>Acute Toxicity</b>                    | ✓ | <b>Carcinogenicity</b>          | ✗ |
| <b>Skin Irritation/Corrosion</b>         | ✓ | <b>Reproductivity</b>           | ✗ |
| <b>Serious Eye Damage/Irritation</b>     | ✓ | <b>STOT - Single Exposure</b>   | ✗ |
| <b>Respiratory or Skin sensitisation</b> | ✗ | <b>STOT - Repeated Exposure</b> | ✗ |
| <b>Mutagenicity</b>                      | ✗ | <b>Aspiration Hazard</b>        | ✗ |

**Legend:** ✗ – Data either not available or does not fill the criteria for classification  
 ✓ – Data available to make classification

## SECTION 12 Ecological information

## Toxicity

|                                |   |  |                                 |                               |                                |
|--------------------------------|---|--|---------------------------------|-------------------------------|--------------------------------|
| <b>QMP Buffer</b>              | <b>Endpoint</b><br>Not Available  | <b>Test Duration (hr)</b><br>Not Available | <b>Species</b><br>Not Available | <b>Value</b><br>Not Available | <b>Source</b><br>Not Available |
| <b>guanidine hydrochloride</b> | <b>Endpoint</b><br>NOEC(ECx)  | <b>Test Duration (hr)</b><br>504h          | <b>Species</b><br>Crustacea     | <b>Value</b><br>2.9mg/l       | <b>Source</b><br>2             |
|                                | EC50  | 72h  | Algae or other aquatic plants   | 11.8mg/l                      | 2                              |
|                                | LC50  | 96h  | Fish                            | 690mg/l                       | 2                              |
|                                | EC50  | 48h  | Crustacea                       | 70.2mg/l                      | 2                              |
| <b>Legend:</b>                 | Extracted from 1. IUCLID Toxicity Data 2. Europe ECHA Registered Substances - Ecotoxicological Information - Aquatic Toxicity 3. EPIWIN Suite V3.12 (QSAR) - Aquatic Toxicity Data (Estimated) 4. US EPA, Ecotox database - Aquatic Toxicity Data 5. ECETOC Aquatic Hazard Assessment Data 6. NITE (Japan) - Bioconcentration Data 7. METI (Japan) - Bioconcentration Data 8. Vendor Data |  |                                 |                               |                                |

**DO NOT** discharge into sewer or waterways.

## Persistence and degradability

|                   |                                       |                                       |
|-------------------|---------------------------------------|---------------------------------------|
| <b>Ingredient</b> | <b>Persistence: Water/Soil</b>        | <b>Persistence: Air</b>               |
|                   | No Data available for all ingredients | No Data available for all ingredients |

Continued...



## QMP Buffer

## Bioaccumulative potential

| Ingredient | Bioaccumulation                       |
|------------|---------------------------------------|
|            | No Data available for all ingredients |

## Mobility in soil

| Ingredient | Mobility                              |
|------------|---------------------------------------|
|            | No Data available for all ingredients |

## SECTION 13 Disposal considerations

## Waste treatment methods

|                                     |   |
|-------------------------------------|---|
| <b>Product / Packaging disposal</b> | <ul style="list-style-type: none"> <li>Containers may still present a chemical hazard/ danger when empty.</li> <li>Return to supplier for reuse/ recycling if possible.</li> </ul> <p>Otherwise:</p> <ul style="list-style-type: none"> <li>If container can not be cleaned sufficiently well to ensure that residuals do not remain or if the container cannot be used to store the same product, then puncture containers, to prevent re-use, and bury at an authorised landfill.</li> <li>Where possible retain label warnings and SDS and observe all notices pertaining to the product.</li> </ul> <p>Legislation addressing waste disposal requirements may differ by country, state and/ or territory. Each user must refer to laws operating in their area. In some areas, certain wastes must be tracked.</p> <p>A Hierarchy of Controls seems to be common - the user should investigate:</p> <ul style="list-style-type: none"> <li>Reduction</li> <li>Reuse</li> <li>Recycling</li> <li>Disposal (if all else fails)</li> </ul> <p>This material may be recycled if unused, or if it has not been contaminated so as to make it unsuitable for its intended use. If it has been contaminated, it may be possible to reclaim the product by filtration, distillation or some other means. Shelf life considerations should also be applied in making decisions of this type. Note that properties of a material may change in use, and recycling or reuse may not always be appropriate.</p> <ul style="list-style-type: none"> <li><b>DO NOT allow wash water from cleaning or process equipment to enter drains.</b></li> <li>It may be necessary to collect all wash water for treatment before disposal.</li> <li>In all cases disposal to sewer may be subject to local laws and regulations and these should be considered first.</li> <li>Where in doubt contact the responsible authority.</li> <li>Recycle wherever possible or consult manufacturer for recycling options.</li> <li>Consult State Land Waste Authority for disposal.</li> <li>Bury or incinerate residue at an approved site.</li> <li>Recycle containers if possible, or dispose of in an authorised landfill.</li> </ul> |
|-------------------------------------|---|

## SECTION 14 Transport information

## Labels Required

|                         |    |
|-------------------------|----|
| <b>Marine Pollutant</b> | NO |
|-------------------------|----|

Land transport (ADG): NOT REGULATED FOR TRANSPORT OF DANGEROUS GOODS

Air transport (ICAO-IATA / DGR): NOT REGULATED FOR TRANSPORT OF DANGEROUS GOODS

Sea transport (IMDG-Code / GGVSee): NOT REGULATED FOR TRANSPORT OF DANGEROUS GOODS

Transport in bulk according to Annex II of MARPOL and the IBC code

Not Applicable

Transport in bulk in accordance with MARPOL Annex V and the IMSBC Code

| Product name            | Group         |
|-------------------------|---------------|
| guanidine hydrochloride | Not Available |

Transport in bulk in accordance with the ICG Code

| Product name            | Ship Type     |
|-------------------------|---------------|
| guanidine hydrochloride | Not Available |

## SECTION 15 Regulatory information

## Safety, health and environmental regulations / legislation specific for the substance or mixture

This product has been classified in accordance with the hazard criteria of the Hazardous Products Regulations and the SDS contains all the information required by the Hazardous Products Regulations.

guanidine hydrochloride is found on the following regulatory lists

Canada Categorization decisions for all DSL substances

Canada Domestic Substances List (DSL)

## National Inventory Status

| National Inventory                              | Status |
|---|--------|
| Australia - AIIC / Australia Non-Industrial Use | Yes    |
| Canada - DSL                                    | Yes    |

Continued...

## QMP Buffer

| National Inventory            | Status   |
|-------------------------------|--|
| Canada - NDSL                 | No (guanidine hydrochloride)   |
| China - IECSC                 | Yes  |
| Europe - EINEC / ELINCS / NLP | Yes  |
| Japan - ENCS                  | No (guanidine hydrochloride)   |
| Korea - KECI                  | Yes  |
| New Zealand - NZIoC           | Yes  |
| Philippines - PICCS           | Yes  |
| USA - TSCA                    | Yes  |
| Taiwan - TCSI                 | Yes  |
| Mexico - INSQ                 | Yes  |
| Vietnam - NCI                 | Yes  |
| Russia - FBEPH                | Yes  |
| <b>Legend:</b>                | Yes = All CAS declared ingredients are on the inventory<br>No = One or more of the CAS listed ingredients are not on the inventory and are not exempt from listing(see specific ingredients in brackets) |

## SECTION 16 Other information

|               |            |
|---------------|------------|
| Revision Date | 04/09/2021 |
| Initial Date  | 01/26/2021 |

## Other information

Classification of the preparation and its individual components has drawn on official and authoritative sources as well as independent review by the Chemwatch Classification committee using available literature references.

The SDS is a Hazard Communication tool and should be used to assist in the Risk Assessment. Many factors determine whether the reported Hazards are Risks in the workplace or other settings. Risks may be determined by reference to Exposures Scenarios. Scale of use, frequency of use and current or available engineering controls must be considered.

## Definitions and abbreviations

PC—TWA: Permissible Concentration-Time Weighted Average  
 PC—STEL: Permissible Concentration-Short Term Exposure Limit  
 IARC: International Agency for Research on Cancer  
 ACGIH: American Conference of Governmental Industrial Hygienists  
 STEL: Short Term Exposure Limit  
 TEEL: Temporary Emergency Exposure Limit.  
 IDLH: Immediately Dangerous to Life or Health Concentrations  
 ES: Exposure Standard  
 OSF: Odour Safety Factor  
 NOAEL :No Observed Adverse Effect Level  
 LOAEL: Lowest Observed Adverse Effect Level  
 TLV: Threshold Limit Value  
 LOD: Limit Of Detection  
 OTV: Odour Threshold Value  
 BCF: BioConcentration Factors  
 BEI: Biological Exposure Index  
 AIC: Australian Inventory of Industrial Chemicals  
 DSL: Domestic Substances List  
 NDSL: Non-Domestic Substances List  
 IECSC: Inventory of Existing Chemical Substance in China  
 EINECS: European INventory of Existing Commercial chemical Substances  
 ELINCS: European List of Notified Chemical Substances  
 NLP: No-Longer Polymers  
 ENCS: Existing and New Chemical Substances Inventory  
 KECI: Korea Existing Chemicals Inventory  
 NZIoC: New Zealand Inventory of Chemicals  
 PICCS: Philippine Inventory of Chemicals and Chemical Substances  
 TSCA: Toxic Substances Control Act  
 TCSI: Taiwan Chemical Substance Inventory  
 INSQ: Inventario Nacional de Sustancias Químicas  
 NCI: National Chemical Inventory  
 FBEPH: Russian Register of Potentially Hazardous Chemical and Biological Substances

Powered by AuthorITe, from Chemwatch.