



eSPM Buffer

Omega Bio-tek

Version No: 5.13

Safety Data Sheet according to OSHA HazCom Standard (2012) requirements

Chemwatch Hazard Alert Code: 4

Issue Date: 23/01/2024

Print Date: 23/01/2024

S.GHS.USA.EN

SECTION 1 Identification

Product Identifier

Product name	eSPM Buffer
Synonyms	Not Available
Proper shipping name	Ethanol solutions or Ethyl alcohol solutions; Ethanol or Ethyl alcohol
Other means of identification	Not Available

Recommended use of the chemical and restrictions on use

Relevant identified uses	Laboratory use.
--------------------------	-----------------

Name, address, and telephone number of the chemical manufacturer, importer, or other responsible party

Registered company name	Omega Bio-tek	Omega Bio-tek
Address	400 Pinnacle Way, Suite 450 Georgia 30071 United States	Siriusdreef, Transpolis Park 17-27 2131 Netherlands
Telephone	+1 770 931 8400	+31 20 809 3697
Fax	Not Available	Not Available
Website	www.omegabiotek.com	http://www.omegabiotek.com/
Email	info@omegabiotek.com	info@omegabiotek.com

Emergency phone number

Association / Organisation	CHEMTREC
Emergency telephone numbers	North America: +1 800 424 9300
Other emergency telephone numbers	Outside North America: +1 703 527 3887

SECTION 2 Hazard(s) identification

Classification of the substance or mixture




Note: The hazard category numbers found in GHS classification in section 2 of this SDSs are NOT to be used to fill in the NFPA 704 diamond. Blue = Health Red = Fire Yellow = Reactivity White = Special (Oxidizer or water reactive substances)

Classification	Flammable Liquids Category 2
----------------	------------------------------

Label elements

eSPM Buffer

Hazard pictogram(s)	
---------------------	---

Signal word	Danger
-------------	--------

Hazard statement(s)	
H225	Highly flammable liquid and vapour.

Hazard(s) not otherwise classified
Not Applicable

Precautionary statement(s) Prevention

P210	Keep away from heat, hot surfaces, sparks, open flames and other ignition sources. No smoking.
P233	Keep container tightly closed.
P240	Ground/bond container and receiving equipment.
P241	Use explosion-proof electrical/ventilating/lighting/intrinsically safe equipment.
P242	Use only non-sparking tools.
P243	Take precautionary measures against static discharge.
P280	Wear protective gloves and protective clothing.

Precautionary statement(s) Response

P370+P378	In case of fire: Use alcohol resistant foam or normal protein foam to extinguish.
P303+P361+P353	IF ON SKIN (or hair): Take off immediately all contaminated clothing. Rinse skin with water/shower.

Precautionary statement(s) Storage

P403+P235	Store in a well-ventilated place. Keep cool.
-----------	--

Precautionary statement(s) Disposal

P501	Dispose of contents/container to authorised hazardous or special waste collection point in accordance with any local regulation.
------	--

SECTION 3 Composition / information on ingredients

Substances

See section below for composition of Mixtures

Mixtures

CAS No	%[weight]	Name
64-17-5	50-100	ethanol

The specific chemical identity and/or exact percentage (concentration) of composition has been withheld as a trade secret.

SECTION 4 First-aid measures

Description of first aid measures

Eye Contact	<p>If this product comes in contact with the eyes:</p> <ul style="list-style-type: none">▶ Wash out immediately with fresh running water.▶ Ensure complete irrigation of the eye by keeping eyelids apart and away from eye and moving the eyelids by occasionally lifting the upper and lower lids.▶ Seek medical attention without delay; if pain persists or recurs seek medical attention.▶ Removal of contact lenses after an eye injury should only be undertaken by skilled personnel.
Skin Contact	<p>If skin contact occurs:</p> <ul style="list-style-type: none">▶ Immediately remove all contaminated clothing, including footwear.▶ Flush skin and hair with running water (and soap if available).▶ Seek medical attention in event of irritation.
Inhalation	<ul style="list-style-type: none">▶ If fumes or combustion products are inhaled remove from contaminated area.▶ Lay patient down. Keep warm and rested.▶ Prostheses such as false teeth, which may block airway, should be removed, where possible, prior to initiating first aid procedures.▶ Apply artificial respiration if not breathing, preferably with a demand valve resuscitator, bag-valve mask device, or pocket mask as trained. Perform CPR if necessary.▶ Transport to hospital, or doctor, without delay.
Ingestion	<ul style="list-style-type: none">▶ Immediately give a glass of water.▶ First aid is not generally required. If in doubt, contact a Poisons Information Centre or a doctor.

Most important symptoms and effects, both acute and delayed

eSPM Buffer

See Section 11

Indication of any immediate medical attention and special treatment needed

- For acute or short term repeated exposures to ethanol:
- ▶ Acute ingestion in non-tolerant patients usually responds to supportive care with special attention to prevention of aspiration, replacement of fluid and correction of nutritional deficiencies (magnesium, thiamine pyridoxine, Vitamins C and K).
 - ▶ Give 50% dextrose (50-100 ml) IV to obtunded patients following blood draw for glucose determination.
 - ▶ Comatose patients should be treated with initial attention to airway, breathing, circulation and drugs of immediate importance (glucose, thiamine).
 - ▶ Decontamination is probably unnecessary more than 1 hour after a single observed ingestion. Cathartics and charcoal may be given but are probably not effective in single ingestions.
 - ▶ Fructose administration is contra-indicated due to side effects.

SECTION 5 Fire-fighting measures

Extinguishing media

- ▶ Alcohol stable foam.
- ▶ Dry chemical powder.
- ▶ BCF (where regulations permit).
- ▶ Carbon dioxide.
- ▶ Water spray or fog - Large fires only.

Special hazards arising from the substrate or mixture

Fire Incompatibility	▶ Avoid contamination with oxidising agents i.e. nitrates, oxidising acids, chlorine bleaches, pool chlorine etc. as ignition may result
----------------------	--

Special protective equipment and precautions for fire-fighters

Fire Fighting	
Fire/Explosion Hazard	<ul style="list-style-type: none">▶ Liquid and vapour are highly flammable.▶ Severe fire hazard when exposed to heat, flame and/or oxidisers.▶ Vapour may travel a considerable distance to source of ignition.▶ Heating may cause expansion or decomposition leading to violent rupture of containers.▶ On combustion, may emit toxic fumes of carbon monoxide (CO). Combustion products include: carbon dioxide (CO2) other pyrolysis products typical of burning organic material.

SECTION 6 Accidental release measures

Personal precautions, protective equipment and emergency procedures

See section 8

Environmental precautions

See section 12

Methods and material for containment and cleaning up

Minor Spills	<ul style="list-style-type: none">▶ Remove all ignition sources.▶ Clean up all spills immediately.▶ Avoid breathing vapours and contact with skin and eyes.▶ Control personal contact with the substance, by using protective equipment.▶ Contain and absorb small quantities with vermiculite or other absorbent material.▶ Wipe up.▶ Collect residues in a flammable waste container.
Major Spills	<ul style="list-style-type: none">▶ Clear area of personnel and move upwind.▶ Alert Fire Brigade and tell them location and nature of hazard.▶ Wear full body protective clothing with breathing apparatus.▶ Prevent, by all means available, spillage from entering drains or water courses.▶ Consider evacuation (or protect in place).▶ No smoking, naked lights or ignition sources.▶ Increase ventilation.▶ Stop leak if safe to do so.▶ Water spray or fog may be used to disperse / absorb vapour.▶ Contain or absorb spill with sand, earth or vermiculite.▶ Collect recoverable product into labelled containers for recycling.▶ Collect solid residues and seal in labelled drums for disposal.▶ Wash area and prevent runoff into drains.▶ After clean up operations, decontaminate and launder all protective clothing and equipment before storing and re-using.▶ If contamination of drains or waterways occurs, advise emergency services.

Personal Protective Equipment advice is contained in Section 8 of the SDS.

SECTION 7 Handling and storage

Precautions for safe handling

Safe handling	<ul style="list-style-type: none">▶ Containers, even those that have been emptied, may contain explosive vapours.▶ Do NOT cut, drill, grind, weld or perform similar operations on or near containers.
---------------	---

eSPM Buffer

	<ul style="list-style-type: none"> ▶ Avoid all personal contact, including inhalation. ▶ Wear protective clothing when risk of exposure occurs. ▶ Use in a well-ventilated area. ▶ Prevent concentration in hollows and sumps. ▶ DO NOT enter confined spaces until atmosphere has been checked. ▶ Avoid smoking, naked lights, heat or ignition sources. ▶ When handling, DO NOT eat, drink or smoke. ▶ Vapour may ignite on pumping or pouring due to static electricity. ▶ DO NOT use plastic buckets. ▶ Earth and secure metal containers when dispensing or pouring product. ▶ Use spark-free tools when handling. ▶ Avoid contact with incompatible materials. ▶ Keep containers securely sealed. ▶ Avoid physical damage to containers. ▶ Always wash hands with soap and water after handling. ▶ Work clothes should be laundered separately. ▶ Use good occupational work practice. ▶ Observe manufacturer's storage and handling recommendations contained within this SDS. ▶ Atmosphere should be regularly checked against established exposure standards to ensure safe working conditions. ▶ DO NOT allow clothing wet with material to stay in contact with skin
Other information	<ul style="list-style-type: none"> ▶ Store in original containers in approved flame-proof area. ▶ No smoking, naked lights, heat or ignition sources. ▶ DO NOT store in pits, depression, basement or areas where vapours may be trapped. ▶ Keep containers securely sealed. ▶ Store away from incompatible materials in a cool, dry well ventilated area. ▶ Protect containers against physical damage and check regularly for leaks. ▶ Observe manufacturer's storage and handling recommendations contained within this MSDS. ▶ Tank storage: Tanks must be specifically designed for use with this product. Bulk storage tanks should be diked (bunded). Locate tanks away from heat and other sources of ignition. Cleaning, inspection and maintenance of storage tanks is a specialist operation, which requires the implementation of strict procedures and precautions. ▶ Keep in a cool place. Electrostatic charges will be generated during pumping. Electrostatic discharge may cause fire. Ensure electrical continuity by bonding and grounding (earthing) all equipment to reduce the risk. The vapours in the head space of the storage vessel may lie in the flammable/explosive range and hence may be flammable. ▶ For containers, or container linings use mild steel, stainless steel. Examples of suitable materials are: high density polyethylene (HDPE), polypropylene (PP), and Viton (FMK), which have been specifically tested for compatibility with this product. ▶ For container linings, use amine-adduct cured epoxy paint. ▶ For seals and gaskets use: graphite, PTFE, Viton A, Viton B. ▶ Unsuitable material: Some synthetic materials may be unsuitable for containers or container linings depending on the material specification and intended use. Examples of materials to avoid are: natural rubber (NR), nitrile rubber (NBR), ethylene propylene rubber (EPDM), polymethyl methacrylate (PMMA), polystyrene, polyvinyl chloride (PVC), polyisobutylene. However, some may be suitable for glove materials. ▶ Do not cut, drill, grind, weld or perform similar operations on or near containers. Containers, even those that have been emptied, can contain explosive vapours.

Conditions for safe storage, including any incompatibilities

Suitable container	<ul style="list-style-type: none"> ▶ Packing as supplied by manufacturer. ▶ Plastic containers may only be used if approved for flammable liquid. ▶ Check that containers are clearly labelled and free from leaks. ▶ For low viscosity materials (i) : Drums and jerry cans must be of the non-removable head type. (ii) : Where a can is to be used as an inner package, the can must have a screwed enclosure. ▶ For materials with a viscosity of at least 2680 cSt. (23 deg. C) ▶ For manufactured product having a viscosity of at least 250 cSt. (23 deg. C) ▶ Manufactured product that requires stirring before use and having a viscosity of at least 20 cSt (25 deg. C): (i) Removable head packaging; (ii) Cans with friction closures and (iii) low pressure tubes and cartridges may be used. ▶ Where combination packages are used, and the inner packages are of glass, there must be sufficient inert cushioning material in contact with inner and outer packages ▶ In addition, where inner packagings are glass and contain liquids of packing group I there must be sufficient inert absorbent to absorb any spillage, unless the outer packaging is a close fitting moulded plastic box and the substances are not incompatible with the plastic.
Storage incompatibility	<ul style="list-style-type: none"> ▶ Avoid oxidising agents, acids, acid chlorides, acid anhydrides, chloroformates. ▶ Avoid strong bases.

SECTION 8 Exposure controls / personal protection

Control parameters

Occupational Exposure Limits (OEL)

INGREDIENT DATA

Source	Ingredient	Material name	TWA	STEL	Peak	Notes
US OSHA Permissible Exposure Limits (PELs) Table Z-1	ethanol	Ethyl alcohol (Ethanol)	1000 ppm / 1900 mg/m3	Not Available	Not Available	Not Available
US NIOSH Recommended Exposure Limits (RELs)	ethanol	Ethyl alcohol	1000 ppm / 1900 mg/m3	Not Available	Not Available	Not Available

Emergency Limits


Ingredient	TEEL-1	TEEL-2	TEEL-3
ethanol	Not Available	Not Available	15000* ppm

Ingredient	Original IDLH	Revised IDLH
------------	---------------	--------------

eSPM Buffer

Ingredient	Original IDLH	Revised IDLH
ethanol	3,300 ppm	Not Available

Exposure controls

Appropriate engineering controls	<p>Engineering controls are used to remove a hazard or place a barrier between the worker and the hazard. Well-designed engineering controls can be highly effective in protecting workers and will typically be independent of worker interactions to provide this high level of protection.</p> <p>The basic types of engineering controls are:</p> <p>Process controls which involve changing the way a job activity or process is done to reduce the risk.</p> <p>Enclosure and/or isolation of emission source which keeps a selected hazard 'physically' away from the worker and ventilation that strategically 'adds' and 'removes' air in the work environment. Ventilation can remove or dilute an air contaminant if designed properly. The design of a ventilation system must match the particular process and chemical or contaminant in use.</p> <p>Employers may need to use multiple types of controls to prevent employee overexposure.</p> <ul style="list-style-type: none"> ▶ Employees exposed to confirmed human carcinogens should be authorized to do so by the employer, and work in a regulated area. ▶ Work should be undertaken in an isolated system such as a 'glove-box'. Employees should wash their hands and arms upon completion of the assigned task and before engaging in other activities not associated with the isolated system. ▶ Within regulated areas, the carcinogen should be stored in sealed containers, or enclosed in a closed system, including piping systems, with any sample ports or openings closed while the carcinogens are contained within. ▶ Open-vessel systems are prohibited. ▶ Each operation should be provided with continuous local exhaust ventilation so that air movement is always from ordinary work areas to the operation. ▶ Exhaust air should not be discharged to regulated areas, non-regulated areas or the external environment unless decontaminated. Clean make-up air should be introduced in sufficient volume to maintain correct operation of the local exhaust system. ▶ For maintenance and decontamination activities, authorized employees entering the area should be provided with and required to wear clean, impervious garments, including gloves, boots and continuous-air supplied hood. Prior to removing protective garments the employee should undergo decontamination and be required to shower upon removal of the garments and hood. ▶ Except for outdoor systems, regulated areas should be maintained under negative pressure (with respect to non-regulated areas). ▶ Local exhaust ventilation requires make-up air be supplied in equal volumes to replaced air. ▶ Laboratory hoods must be designed and maintained so as to draw air inward at an average linear face velocity of 0.76 m/sec with a minimum of 0.64 m/sec. Design and construction of the fume hood requires that insertion of any portion of the employees body, other than hands and arms, be disallowed.
Individual protection measures, such as personal protective equipment	
Eye and face protection	<ul style="list-style-type: none"> ▶ Safety glasses with side shields. ▶ Chemical goggles. [AS/NZS 1337.1, EN166 or national equivalent] ▶ Contact lenses may pose a special hazard; soft contact lenses may absorb and concentrate irritants. A written policy document, describing the wearing of lenses or restrictions on use, should be created for each workplace or task. This should include a review of lens absorption and adsorption for the class of chemicals in use and an account of injury experience. Medical and first-aid personnel should be trained in their removal and suitable equipment should be readily available. In the event of chemical exposure, begin eye irrigation immediately and remove contact lens as soon as practicable. Lens should be removed at the first signs of eye redness or irritation - lens should be removed in a clean environment only after workers have washed hands thoroughly. [CDC NIOSH Current Intelligence Bulletin 59].
Skin protection	See Hand protection below
Hands/feet protection	<ul style="list-style-type: none"> ▶ Wear chemical protective gloves, e.g. PVC. ▶ Wear safety footwear or safety gumboots, e.g. Rubber <p>The selection of suitable gloves does not only depend on the material, but also on further marks of quality which vary from manufacturer to manufacturer. Where the chemical is a preparation of several substances, the resistance of the glove material can not be calculated in advance and has therefore to be checked prior to the application.</p> <p>The exact break through time for substances has to be obtained from the manufacturer of the protective gloves and has to be observed when making a final choice.</p> <p>Personal hygiene is a key element of effective hand care. Gloves must only be worn on clean hands. After using gloves, hands should be washed and dried thoroughly. Application of a non-perfumed moisturiser is recommended.</p> <p>Suitability and durability of glove type is dependent on usage. Important factors in the selection of gloves include:</p> <ul style="list-style-type: none"> · frequency and duration of contact, · chemical resistance of glove material, · glove thickness and · dexterity <p>Select gloves tested to a relevant standard (e.g. Europe EN 374, US F739, AS/NZS 2161.1 or national equivalent).</p> <ul style="list-style-type: none"> · When prolonged or frequently repeated contact may occur, a glove with a protection class of 5 or higher (breakthrough time greater than 240 minutes according to EN 374, AS/NZS 2161.10.1 or national equivalent) is recommended. · When only brief contact is expected, a glove with a protection class of 3 or higher (breakthrough time greater than 60 minutes according to EN 374, AS/NZS 2161.10.1 or national equivalent) is recommended. · Some glove polymer types are less affected by movement and this should be taken into account when considering gloves for long-term use. · Contaminated gloves should be replaced. <p>As defined in ASTM F-739-96 in any application, gloves are rated as:</p> <ul style="list-style-type: none"> · Excellent when breakthrough time > 480 min · Good when breakthrough time > 20 min · Fair when breakthrough time < 20 min · Poor when glove material degrades <p>For general applications, gloves with a thickness typically greater than 0.35 mm, are recommended.</p> <p>It should be emphasised that glove thickness is not necessarily a good predictor of glove resistance to a specific chemical, as the permeation efficiency of the glove will be dependent on the exact composition of the glove material. Therefore, glove selection should also be based on consideration of the task requirements and knowledge of breakthrough times.</p> <p>Glove thickness may also vary depending on the glove manufacturer, the glove type and the glove model. Therefore, the manufacturers technical data should always be taken into account to ensure selection of the most appropriate glove for the task.</p> <p>Note: Depending on the activity being conducted, gloves of varying thickness may be required for specific tasks. For example:</p> <ul style="list-style-type: none"> · Thinner gloves (down to 0.1 mm or less) may be required where a high degree of manual dexterity is needed. However, these gloves are only likely to give short duration protection and would normally be just for single use applications, then disposed of. · Thicker gloves (up to 3 mm or more) may be required where there is a mechanical (as well as a chemical) risk i.e. where there is abrasion or puncture potential

	Gloves must only be worn on clean hands. After using gloves, hands should be washed and dried thoroughly. Application of a non-perfumed moisturiser is recommended.
Body protection	See Other protection below
Other protection	<div><div><div>▶ Employees working with confirmed human carcinogens should be provided with, and be required to wear, clean, full body protective clothing (smocks, coveralls, or long-sleeved shirt and pants), shoe covers and gloves prior to entering the regulated area. [AS/NZS ISO 6529:2006 or national equivalent]</div><div>▶ Employees engaged in handling operations involving carcinogens should be provided with, and required to wear and use half-face filter-type respirators with filters for dusts, mists and fumes, or air purifying canisters or cartridges. A respirator affording higher levels of protection may be substituted. [AS/NZS 1715 or national equivalent]</div><div>▶ Emergency deluge showers and eyewash fountains, supplied with potable water, should be located near, within sight of, and on the same level with locations where direct exposure is likely.</div><div>▶ Prior to each exit from an area containing confirmed human carcinogens, employees should be required to remove and leave protective clothing and equipment at the point of exit and at the last exit of the day, to place used clothing and equipment in impervious containers at the point of exit for purposes of decontamination or disposal. The contents of such impervious containers must be identified with suitable labels. For maintenance and decontamination activities, authorized employees entering the area should be provided with and required to wear clean, impervious garments, including gloves, boots and continuous-air supplied hood.</div><div>▶ Prior to removing protective garments the employee should undergo decontamination and be required to shower upon removal of the garments and hood.</div><div>▶ Overalls.</div><div>▶ PVC Apron.</div><div>▶ PVC protective suit may be required if exposure severe.</div><div>▶ Eyewash unit.</div><div>▶ Ensure there is ready access to a safety shower.</div><div>▶ Some plastic personal protective equipment (PPE) (e.g. gloves, aprons, overshoes) are not recommended as they may produce static electricity.</div><div>▶ For large scale or continuous use wear tight-weave non-static clothing (no metallic fasteners, cuffs or pockets).</div><div>▶ Non sparking safety or conductive footwear should be considered. Conductive footwear describes a boot or shoe with a sole made from a conductive compound chemically bound to the bottom components, for permanent control to electrically ground the foot an shall dissipate static electricity from the body to reduce the possibility of ignition of volatile compounds. Electrical resistance must range between 0 to 500,000 ohms. Conductive shoes should be stored in lockers close to the room in which they are worn. Personnel who have been issued conductive footwear should not wear them from their place of work to their homes and return.</div></div></div>

Recommended material(s)

GLOVE SELECTION INDEX

Glove selection is based on a modified presentation of the: **'Forsberg Clothing Performance Index'**.
The effect(s) of the following substance(s) are taken into account in the **computer-generated** selection:
eSPM Buffer

Material	CPI
BUTYL	A
NEOPRENE	A
NITRILE	A
NITRILE+PVC	A
PE/EVAL/PE	A
PVC	B
NATURAL RUBBER	C
NATURAL+NEOPRENE	C

* CPI - Chemwatch Performance Index
A: Best Selection
B: Satisfactory; may degrade after 4 hours continuous immersion
C: Poor to Dangerous Choice for other than short term immersion
NOTE: As a series of factors will influence the actual performance of the glove, a final selection must be based on detailed observation. -
* Where the glove is to be used on a short term, casual or infrequent basis, factors such as 'feel' or convenience (e.g. disposability), may dictate a choice of gloves which might otherwise be unsuitable following long-term or frequent use. A qualified practitioner should be consulted.

Ansell Glove Selection

Respiratory protection

Type A Filter of sufficient capacity. (AS/NZS 1716 & 1715, EN 143:2000 & 149:2001, ANSI Z88 or national equivalent)

Where the concentration of gas/particulates in the breathing zone, approaches or exceeds the 'Exposure Standard' (or ES), respiratory protection is required.
Degree of protection varies with both face-piece and Class of filter; the nature of protection varies with Type of filter.

Required Minimum Protection Factor	Half-Face Respirator	Full-Face Respirator	Powered Air Respirator
up to 5 x ES	Air-line*	A-2	A-PAPR-2 ^
up to 10 x ES	-	A-3	-
10+ x ES	-	Air-line**	-

* - Continuous Flow; ** - Continuous-flow or positive pressure demand
^ - Full-face
A(All classes) = Organic vapours, B AUS or B1 = Acid gasses, B2 = Acid gas or hydrogen cyanide(HCN), B3 = Acid gas or hydrogen cyanide(HCN), E = Sulfur dioxide(SO2), G = Agricultural chemicals, K = Ammonia(NH3), Hg = Mercury, NO = Oxides of nitrogen, MB = Methyl bromide, AX = Low boiling point organic compounds(below 65 degC)

▶ Cartridge respirators should never be used for emergency ingress or in areas of unknown vapour concentrations or oxygen content.
▶ The wearer must be warned to leave the contaminated area immediately on detecting any odours through the respirator. The odour may indicate that the mask is not functioning properly, that the vapour concentration is too high, or that the mask is not properly fitted. Because of these limitations, only restricted use of cartridge respirators is considered appropriate.
▶ Cartridge performance is affected by humidity. Cartridges should be changed after 2 hr of continuous use unless it is determined that the humidity is less than 75%, in which case, cartridges can be used for 4 hr. Used cartridges should be discarded daily, regardless of the length of time used

eSPM Buffer

Glove — <i>In order of recommendation</i>
AlphaTec 02-100
MICROFLEX® 63-864
MICROFLEX® Diamond Grip® MF-300
AlphaTec® Solvex® 37-185
AlphaTec® 38-612
AlphaTec® 58-008
AlphaTec® 79-700
AlphaTec® Solvex® 37-675
TouchNTuff® 83-500
DermaShield™ 73-711

The suggested gloves for use should be confirmed with the glove supplier.

SECTION 9 Physical and chemical properties

Information on basic physical and chemical properties

Appearance	Not Available		
Physical state	Liquid	Relative density (Water = 1)	Not Available
Odour	Not Available	Partition coefficient n-octanol / water	Not Available
Odour threshold	Not Available	Auto-ignition temperature (°C)	Not Available
pH (as supplied)	Not Available	Decomposition temperature (°C)	Not Available
Melting point / freezing point (°C)	Not Available	Viscosity (cSt)	Not Available
Initial boiling point and boiling range (°C)	Not Available	Molecular weight (g/mol)	Not Available
Flash point (°C)	Not Available	Taste	Not Available
Evaporation rate	Not Available	Explosive properties	Not Available
Flammability	Not Available	Oxidising properties	Not Available
Upper Explosive Limit (%)	Not Available	Surface Tension (dyn/cm or mN/m)	Not Available
Lower Explosive Limit (%)	Not Available	Volatile Component (%vol)	Not Available
Vapour pressure (kPa)	Not Available	Gas group	Not Available
Solubility in water	Immiscible	pH as a solution (1%)	Not Available
Vapour density (Air = 1)	Not Available	VOC g/L	Not Available

SECTION 10 Stability and reactivity

Reactivity	See section 7
Chemical stability	<ul style="list-style-type: none">▶ Unstable in the presence of incompatible materials.▶ Product is considered stable.▶ Hazardous polymerisation will not occur.
Possibility of hazardous reactions	See section 7
Conditions to avoid	See section 7
Incompatible materials	See section 7
Hazardous decomposition products	See section 5

SECTION 11 Toxicological information

Information on toxicological effects

Inhaled	The material can cause respiratory irritation in some persons. The body's response to such irritation can cause further lung damage. Inhalation of vapours may cause drowsiness and dizziness. This may be accompanied by sleepiness, reduced alertness, loss of reflexes, lack of co-ordination, and vertigo.
---------	--

eSPM Buffer

	<p>Inhalation of vapours or aerosols (mists, fumes), generated by the material during the course of normal handling, may be damaging to the health of the individual.</p> <p>Animal testing shows that the most common signs of inhalation overdose is inco-ordination and drowsiness.</p> <p>Inhalation of high concentrations of gas/vapour causes lung irritation with coughing and nausea, central nervous depression with headache and dizziness, slowing of reflexes, fatigue and inco-ordination.</p>														
Ingestion	<p>Ingestion of ethanol (ethyl alcohol, 'alcohol') may produce nausea, vomiting, bleeding from the digestive tract, abdominal pain, and diarrhoea.</p> <p>Effects on the body:</p> <table border="1"> <tr> <th>Blood concentration</th><th>Effects</th></tr> <tr> <td><1.5 g/L</td><td>Mild: impaired vision, co-ordination and reaction time; emotional instability</td></tr> <tr> <td>1.5-3.0 g/L</td><td>Moderate: Slurred speech, confusion, inco-ordination, emotional instability, disturbances in perception and senses, possible blackouts, and impaired objective performance in standardized tests. Possible double vision, flushing, fast heart rate, sweating and incontinence. Slow breathing may occur rarely and fast breathing may develop in cases of metabolic acidosis, low blood sugar and low blood potassium. Central nervous system depression may progress to coma.</td></tr> <tr> <td>3-5 g/L</td><td>Severe: cold clammy skin, low body temperature and low blood pressure. Atrial fibrillation and heart block have been reported. Depression of breathing may occur, respiratory failure may follow serious poisoning, choking on vomit may result in lung inflammation and swelling. Convulsions due to severe low blood sugar may also occur. Acute liver inflammation may develop.</td></tr> </table> <p>The material has NOT been classified by EC Directives or other classification systems as 'harmful by ingestion'. This is because of the lack of corroborating animal or human evidence.</p> <p>Accidental ingestion of the material may be damaging to the health of the individual.</p>	Blood concentration	Effects	<1.5 g/L	Mild: impaired vision, co-ordination and reaction time; emotional instability	1.5-3.0 g/L	Moderate: Slurred speech, confusion, inco-ordination, emotional instability, disturbances in perception and senses, possible blackouts, and impaired objective performance in standardized tests. Possible double vision, flushing, fast heart rate, sweating and incontinence. Slow breathing may occur rarely and fast breathing may develop in cases of metabolic acidosis, low blood sugar and low blood potassium. Central nervous system depression may progress to coma.	3-5 g/L	Severe: cold clammy skin, low body temperature and low blood pressure. Atrial fibrillation and heart block have been reported. Depression of breathing may occur, respiratory failure may follow serious poisoning, choking on vomit may result in lung inflammation and swelling. Convulsions due to severe low blood sugar may also occur. Acute liver inflammation may develop.						
Blood concentration	Effects														
<1.5 g/L	Mild: impaired vision, co-ordination and reaction time; emotional instability														
1.5-3.0 g/L	Moderate: Slurred speech, confusion, inco-ordination, emotional instability, disturbances in perception and senses, possible blackouts, and impaired objective performance in standardized tests. Possible double vision, flushing, fast heart rate, sweating and incontinence. Slow breathing may occur rarely and fast breathing may develop in cases of metabolic acidosis, low blood sugar and low blood potassium. Central nervous system depression may progress to coma.														
3-5 g/L	Severe: cold clammy skin, low body temperature and low blood pressure. Atrial fibrillation and heart block have been reported. Depression of breathing may occur, respiratory failure may follow serious poisoning, choking on vomit may result in lung inflammation and swelling. Convulsions due to severe low blood sugar may also occur. Acute liver inflammation may develop.														
Skin Contact	<p>Skin contact is not thought to have harmful health effects (as classified under EC Directives); the material may still produce health damage following entry through wounds, lesions or abrasions.</p> <p>Open cuts, abraded or irritated skin should not be exposed to this material</p> <p>Entry into the blood-stream, through, for example, cuts, abrasions or lesions, may produce systemic injury with harmful effects. Examine the skin prior to the use of the material and ensure that any external damage is suitably protected.</p> <p>There is some evidence to suggest that the material may cause moderate inflammation of the skin either following direct contact or after a delay of some time. Repeated exposure can cause contact dermatitis which is characterised by redness, swelling and blistering.</p>														
Eye	<p>Direct contact of the eye with ethanol (alcohol) may cause an immediate stinging and burning sensation, with reflex closure of the lid, and a temporary, tearing injury to the cornea together with redness of the conjunctiva. Discomfort may last 2 days but usually the injury heals without treatment.</p> <p>There is evidence that material may produce eye irritation in some persons and produce eye damage 24 hours or more after instillation. Severe inflammation may be expected with pain.</p>														
Chronic	<p>Long-term exposure to respiratory irritants may result in airways disease, involving difficulty breathing and related whole-body problems.</p> <p>There is sufficient evidence to suggest that this material directly causes cancer in humans.</p> <p>Toxic: danger of serious damage to health by prolonged exposure through inhalation, in contact with skin and if swallowed.</p> <p>This material can cause serious damage if one is exposed to it for long periods. It can be assumed that it contains a substance which can produce severe defects.</p> <p>Ample evidence exists that this material directly causes reduced fertility</p> <p>Substance accumulation, in the human body, may occur and may cause some concern following repeated or long-term occupational exposure.</p> <p>Prolonged exposure to ethanol may cause damage to the liver and cause scarring. It may also worsen damage caused by other agents.</p>														
eSPM Buffer	<table border="1"> <tr> <th>TOXICITY</th><th>IRRITATION</th></tr> <tr> <td>Not Available</td><td>Not Available</td></tr> </table>	TOXICITY	IRRITATION	Not Available	Not Available										
TOXICITY	IRRITATION														
Not Available	Not Available														
ethanol	<table border="1"> <tr> <th>TOXICITY</th><th>IRRITATION</th></tr> <tr> <td>Dermal (rabbit) LD50: 17100 mg/kg^[1]</td><td>Eye (rabbit): 500 mg SEVERE</td></tr> <tr> <td>Inhalation(Rat) LC50: 64000 ppm4h^[2]</td><td>Eye (rabbit):100mg/24hr-moderate</td></tr> <tr> <td>Oral (Rat) LD50: 7060 mg/kg^[2]</td><td>Eye: adverse effect observed (irritating)^[1]</td></tr> <tr> <td></td><td>Skin (rabbit):20 mg/24hr-moderate</td></tr> <tr> <td></td><td>Skin (rabbit):400 mg (open)-mild</td></tr> <tr> <td></td><td>Skin: no adverse effect observed (not irritating)^[1]</td></tr> </table>	TOXICITY	IRRITATION	Dermal (rabbit) LD50: 17100 mg/kg ^[1]	Eye (rabbit): 500 mg SEVERE	Inhalation(Rat) LC50: 64000 ppm4h ^[2]	Eye (rabbit):100mg/24hr-moderate	Oral (Rat) LD50: 7060 mg/kg ^[2]	Eye: adverse effect observed (irritating) ^[1]		Skin (rabbit):20 mg/24hr-moderate		Skin (rabbit):400 mg (open)-mild		Skin: no adverse effect observed (not irritating) ^[1]
TOXICITY	IRRITATION														
Dermal (rabbit) LD50: 17100 mg/kg ^[1]	Eye (rabbit): 500 mg SEVERE														
Inhalation(Rat) LC50: 64000 ppm4h ^[2]	Eye (rabbit):100mg/24hr-moderate														
Oral (Rat) LD50: 7060 mg/kg ^[2]	Eye: adverse effect observed (irritating) ^[1]														
	Skin (rabbit):20 mg/24hr-moderate														
	Skin (rabbit):400 mg (open)-mild														
	Skin: no adverse effect observed (not irritating) ^[1]														
Legend:	<p>1. Value obtained from Europe ECHA Registered Substances - Acute toxicity 2. Value obtained from manufacturer's SDS. Unless otherwise specified data extracted from RTECS - Register of Toxic Effect of chemical Substances</p>														

eSPM Buffer

eSPM Buffer	Asthma-like symptoms may continue for months or even years after exposure to the material ends. This may be due to a non-allergic condition known as reactive airways dysfunction syndrome (RADS) which can occur after exposure to high levels of highly irritating compound. Main criteria for diagnosing RADS include the absence of previous airways disease in a non-atopic individual, with sudden onset of persistent asthma-like symptoms within minutes to hours of a documented exposure to the irritant. Other criteria for diagnosis of RADS include a reversible airflow pattern on lung function tests, moderate to severe bronchial hyperreactivity on methacholine challenge testing, and the lack of minimal lymphocytic inflammation, without eosinophilia. RADS (or asthma) following an irritating inhalation is an infrequent disorder with rates related to the concentration of and duration of exposure to the irritating substance. On the other hand, industrial bronchitis is a disorder that occurs as a result of exposure due to high concentrations of irritating substance (often particles) and is completely reversible after exposure ceases. The disorder is characterized by difficulty breathing, cough and mucus production.			
ETHANOL	The material may cause skin irritation after prolonged or repeated exposure and may produce on contact skin redness, swelling, the production of vesicles, scaling and thickening of the skin.			
Acute Toxicity	✗	Carcinogenicity	✗	
Skin Irritation/Corrosion	✗	Reproductivity	✗	
Serious Eye Damage/Irritation	✗	STOT - Single Exposure	✗	
Respiratory or Skin sensitisation	✗	STOT - Repeated Exposure	✗	
Mutagenicity	✗	Aspiration Hazard	✗	

Legend: ✗ – Data either not available or does not fill the criteria for classification
✔ – Data available to make classification

SECTION 12 Ecological information

Toxicity

eSPM Buffer	<table><tr><th>Endpoint</th><th>Test Duration (hr)</th><th>Species</th><th>Value</th><th>Source</th></tr><tr><td>Not Available</td><td>Not Available</td><td>Not Available</td><td>Not Available</td><td>Not Available</td></tr></table>					Endpoint	Test Duration (hr)	Species	Value	Source	Not Available	Not Available	Not Available	Not Available	Not Available																				
	Endpoint	Test Duration (hr)	Species	Value	Source																														
Not Available	Not Available	Not Available	Not Available	Not Available																															
ethanol	<table><tr><th>Endpoint</th><th>Test Duration (hr)</th><th>Species</th><th>Value</th><th>Source</th></tr><tr><td>EC50</td><td>72h</td><td>Algae or other aquatic plants</td><td>275mg/l</td><td>2</td></tr><tr><td>EC50</td><td>48h</td><td>Crustacea</td><td>2mg/l</td><td>4</td></tr><tr><td>EC50</td><td>96h</td><td>Algae or other aquatic plants</td><td><0.001mg/L</td><td>4</td></tr><tr><td>LC50</td><td>96h</td><td>Fish</td><td>42mg/l</td><td>4</td></tr><tr><td>EC50(ECx)</td><td>96h</td><td>Algae or other aquatic plants</td><td><0.001mg/L</td><td>4</td></tr></table>					Endpoint	Test Duration (hr)	Species	Value	Source	EC50	72h	Algae or other aquatic plants	275mg/l	2	EC50	48h	Crustacea	2mg/l	4	EC50	96h	Algae or other aquatic plants	<0.001mg/L	4	LC50	96h	Fish	42mg/l	4	EC50(ECx)	96h	Algae or other aquatic plants	<0.001mg/L	4
	Endpoint	Test Duration (hr)	Species	Value	Source																														
	EC50	72h	Algae or other aquatic plants	275mg/l	2																														
	EC50	48h	Crustacea	2mg/l	4																														
	EC50	96h	Algae or other aquatic plants	<0.001mg/L	4																														
	LC50	96h	Fish	42mg/l	4																														
EC50(ECx)	96h	Algae or other aquatic plants	<0.001mg/L	4																															
Legend:	Extracted from 1. IUCLID Toxicity Data 2. Europe ECHA Registered Substances - Ecotoxicological Information - Aquatic Toxicity 4. US EPA, Ecotox database - Aquatic Toxicity Data 5. ECETOC Aquatic Hazard Assessment Data 6. NITE (Japan) - Bioconcentration Data 7. METI (Japan) - Bioconcentration Data 8. Vendor Data																																		

For Ethanol:
log Kow: -0.31 to -0.32;
Koc 1: Estimated BCF= 3;
Half-life (hr) air: 144;
Half-life (hr) H2O surface water: 144;
Henry's atm m3 /mol: 6.29E-06;
BOD 5 if unstated: 0.93-1.67,63%
COD: 1.99-2.11,97%;
ThOD : 2.1.
Environmental Fate: Terrestrial - Ethanol quickly biodegrades in soil but may leach into ground water; most is lost by evaporation. Ethanol is expected to have very high mobility in soil. Volatilization of ethanol from moist soil surfaces is expected to be an important fate process. The potential for volatilization of ethanol from dry soil surfaces may exist. Biodegradation is expected to be an important fate process for ethanol based on half-lives on the order of a few days for ethanol in sandy soil/groundwater microcosms.
Atmospheric Fate: Ethanol is expected to exist solely as a vapour in the ambient atmosphere. Vapour-phase ethanol is degraded in the atmosphere by reaction with photochemically-produced hydroxyl radicals; the half-life for this reaction in air is estimated to be 5 days. Ethanol readily degraded by reaction with photochemically produced hydroxy radicals; release into air will result in photodegradation and wet deposition.
Aquatic Fate: When released into water ethanol readily evaporates and is biodegradable. Ethanol is not expected to adsorb to suspended solids and sediment. Volatilization from water surfaces is expected and volatilization half-lives for a model river and model lake are 3 and 39 days, respectively. Bioconcentration in aquatic organisms is considered to be low. Hydrolysis and photolysis in sunlit surface waters is not expected to be an important environmental fate process for ethanol and is unlikely to be persistent in aquatic environments.
DO NOT discharge into sewer or waterways.

Persistence and degradability

Ingredient	Persistence: Water/Soil	Persistence: Air
ethanol	LOW (Half-life = 2.17 days)	LOW (Half-life = 5.08 days)

Bioaccumulative potential

Ingredient	Bioaccumulation
ethanol	LOW (LogKOW = -0.31)

Mobility in soil

Ingredient	Mobility
ethanol	HIGH (KOC = 1)

eSPM Buffer


SECTION 13 Disposal considerations

Waste treatment methods

Product / Packaging disposal	<ul style="list-style-type: none"> Containers may still present a chemical hazard/ danger when empty. Return to supplier for reuse/ recycling if possible. <p>Otherwise:</p> <ul style="list-style-type: none"> If container can not be cleaned sufficiently well to ensure that residuals do not remain or if the container cannot be used to store the same product, then puncture containers, to prevent re-use, and bury at an authorised landfill. Where possible retain label warnings and SDS and observe all notices pertaining to the product. <p>Legislation addressing waste disposal requirements may differ by country, state and/ or territory. Each user must refer to laws operating in their area. In some areas, certain wastes must be tracked.</p> <p>A Hierarchy of Controls seems to be common - the user should investigate:</p> <ul style="list-style-type: none"> Reduction Reuse Recycling Disposal (if all else fails) <p>This material may be recycled if unused, or if it has not been contaminated so as to make it unsuitable for its intended use. If it has been contaminated, it may be possible to reclaim the product by filtration, distillation or some other means. Shelf life considerations should also be applied in making decisions of this type. Note that properties of a material may change in use, and recycling or reuse may not always be appropriate.</p> <ul style="list-style-type: none"> DO NOT allow wash water from cleaning or process equipment to enter drains. It may be necessary to collect all wash water for treatment before disposal. In all cases disposal to sewer may be subject to local laws and regulations and these should be considered first. Where in doubt contact the responsible authority. Recycle wherever possible. Consult manufacturer for recycling options or consult local or regional waste management authority for disposal if no suitable treatment or disposal facility can be identified. Dispose of by: burial in a land-fill specifically licensed to accept chemical and / or pharmaceutical wastes or Incineration in a licensed apparatus (after admixture with suitable combustible material). Decontaminate empty containers. Observe all label safeguards until containers are cleaned and destroyed.
------------------------------	--

SECTION 14 Transport information

Labels Required

	
Marine Pollutant	NO

Shipping container and transport vehicle placarding and labeling may vary from the below information. Products that are regulated for transport will be packaged and marked as Dangerous Goods in Limited Quantities according to US DOT, IATA and IMDG regulations. In case of reshipment, it is the responsibility of the shipper to determine the appropriate labels and markings in accordance with applicable transport regulations.

Land transport (DOT)

14.1. UN number or ID number	1170				
14.2. UN proper shipping name	Ethanol solutions or Ethyl alcohol solutions; Ethanol or Ethyl alcohol				
14.3. Transport hazard class(es)	<table border="1"> <tr> <td>Class</td><td>3</td></tr> <tr> <td>Subsidiary Hazard</td><td>Not Applicable</td></tr> </table>	Class	3	Subsidiary Hazard	Not Applicable
Class	3				
Subsidiary Hazard	Not Applicable				
14.4. Packing group	III				
14.5. Environmental hazard	Not Applicable				
14.6. Special precautions for user	<table border="1"> <tr> <td>Hazard Label</td><td>3</td></tr> <tr> <td>Special provisions</td><td>24, B1, IB3, T2, TP1</td></tr> </table>	Hazard Label	3	Special provisions	24, B1, IB3, T2, TP1
Hazard Label	3				
Special provisions	24, B1, IB3, T2, TP1				

Air transport (ICAO-IATA / DGR)

14.1. UN number	1170						
14.2. UN proper shipping name	Ethanol or Ethanol. solution						
14.3. Transport hazard class(es)	<table border="1"> <tr> <td>ICAO/IATA Class</td><td>3</td></tr> <tr> <td>ICAO / IATA Subsidiary Hazard</td><td>Not Applicable</td></tr> <tr> <td>ERG Code</td><td>3L</td></tr> </table>	ICAO/IATA Class	3	ICAO / IATA Subsidiary Hazard	Not Applicable	ERG Code	3L
ICAO/IATA Class	3						
ICAO / IATA Subsidiary Hazard	Not Applicable						
ERG Code	3L						
14.4. Packing group	III						
14.5. Environmental hazard	Not Applicable						
14.6. Special precautions for user	<table border="1"> <tr> <td>Special provisions</td><td>A3 A58 A180</td></tr> <tr> <td>Cargo Only Packing Instructions</td><td>366</td></tr> <tr> <td>Cargo Only Maximum Qty / Pack</td><td>220 L</td></tr> </table>	Special provisions	A3 A58 A180	Cargo Only Packing Instructions	366	Cargo Only Maximum Qty / Pack	220 L
Special provisions	A3 A58 A180						
Cargo Only Packing Instructions	366						
Cargo Only Maximum Qty / Pack	220 L						

Continued...

eSPM Buffer

	Passenger and Cargo Packing Instructions	355
	Passenger and Cargo Maximum Qty / Pack	60 L
	Passenger and Cargo Limited Quantity Packing Instructions	Y344
	Passenger and Cargo Limited Maximum Qty / Pack	10 L

Sea transport (IMDG-Code / GGVSee)

14.1. UN number	1170	
14.2. UN proper shipping name	ETHANOL (ETHYL ALCOHOL) or ETHANOL SOLUTION (ETHYL ALCOHOL SOLUTION)	
14.3. Transport hazard class(es)	IMDG Class	3
	IMDG Subsidiary Hazard	Not Applicable
14.4. Packing group	III	
14.5. Environmental hazard	Not Applicable	
14.6. Special precautions for user	EMS Number	F-E , S-D
	Special provisions	144 223
	Limited Quantities	5 L

14.7.1. Transport in bulk according to Annex II of MARPOL and the IBC code

Not Applicable

14.7.2. Transport in bulk in accordance with MARPOL Annex V and the IMSBC Code

Product name	Group
ethanol	Not Available

14.7.3. Transport in bulk in accordance with the IGC Code

Product name	Ship Type
ethanol	Not Available

SECTION 15 Regulatory information

Safety, health and environmental regulations / legislation specific for the substance or mixture

ethanol is found on the following regulatory lists
US - Massachusetts - Right To Know Listed Chemicals
US DOE Temporary Emergency Exposure Limits (TEELs)
US NIOSH Recommended Exposure Limits (RELs)
US OSHA Permissible Exposure Limits (PELs) Table Z-1
US Toxic Substances Control Act (TSCA) - Chemical Substance Inventory

Additional Regulatory Information

Not Applicable

Federal Regulations

Superfund Amendments and Reauthorization Act of 1986 (SARA)

Section 311/312 hazard categories	
Flammable (Gases, Aerosols, Liquids, or Solids)	Yes
Gas under pressure	No
Explosive	No
Self-heating	No
Pyrophoric (Liquid or Solid)	No
Pyrophoric Gas	No
Corrosive to metal	No
Oxidizer (Liquid, Solid or Gas)	No
Organic Peroxide	No
Self-reactive	No
In contact with water emits flammable gas	No
Combustible Dust	No
Carcinogenicity	No
Acute toxicity (any route of exposure)	No
Reproductive toxicity	No
Skin Corrosion or Irritation	No
Respiratory or Skin Sensitization	No

eSPM Buffer

Serious eye damage or eye irritation	No
Specific target organ toxicity (single or repeated exposure)	No
Aspiration Hazard	No
Germ cell mutagenicity	No
Simple Asphyxiant	No
Hazards Not Otherwise Classified	No

US. EPA CERCLA Hazardous Substances and Reportable Quantities (40 CFR 302.4)
None Reported

US. EPCRA Section 313 Toxic Release Inventory (TRI) (40 CFR 372)
None Reported

Additional Federal Regulatory Information
Not Applicable

State Regulations
US. California Proposition 65
None Reported

Additional State Regulatory Information
Not Applicable

National Inventory Status

National Inventory	Status
Australia - AIIIC / Australia Non-Industrial Use	Yes
Canada - DSL	Yes
Canada - NDSL	No (ethanol)
China - IECSC	Yes
Europe - EINEC / ELINCS / NLP	Yes
Japan - ENCS	Yes
Korea - KECI	Yes
New Zealand - NZIoC	Yes
Philippines - PICCS	Yes
USA - TSCA	Yes
Taiwan - TCSI	Yes
Mexico - INSQ	Yes
Vietnam - NCI	Yes
Russia - FBEPH	Yes
Legend:	Yes = All CAS declared ingredients are on the inventory No = One or more of the CAS listed ingredients are not on the inventory. These ingredients may be exempt or will require registration.

SECTION 16 Other information

Revision Date	23/01/2024
Initial Date	12/05/2021

SDS Version Summary

Version	Date of Update	Sections Updated
4.13	22/01/2024	Toxicological information - Acute Health (inhaled), Hazards identification - Classification

Other information

Classification of the preparation and its individual components has drawn on official and authoritative sources as well as independent review by the Chemwatch Classification committee using available literature references.

The SDS is a Hazard Communication tool and should be used to assist in the Risk Assessment. Many factors determine whether the reported Hazards are Risks in the workplace or other settings. Risks may be determined by reference to Exposures Scenarios. Scale of use, frequency of use and current or available engineering controls must be considered.

Definitions and abbreviations

- PC - TWA: Permissible Concentration-Time Weighted Average
- PC - STEL: Permissible Concentration-Short Term Exposure Limit
- IARC: International Agency for Research on Cancer
- ACGIH: American Conference of Governmental Industrial Hygienists
- STEL: Short Term Exposure Limit
- TEEL: Temporary Emergency Exposure Limit,
- IDLH: Immediately Dangerous to Life or Health Concentrations
- ES: Exposure Standard
- OSF: Odour Safety Factor
- NOAEL: No Observed Adverse Effect Level
- LOAEL: Lowest Observed Adverse Effect Level

eSPM Buffer

- TLV: Threshold Limit Value
- LOD: Limit Of Detection
- OTV: Odour Threshold Value
- BCF: BioConcentration Factors
- BEI: Biological Exposure Index
- DNEL: Derived No-Effect Level
- PNEC: Predicted no-effect concentration

- AIIC: Australian Inventory of Industrial Chemicals
- DSL: Domestic Substances List
- NDSL: Non-Domestic Substances List
- IECSC: Inventory of Existing Chemical Substance in China
- EINECS: European INventory of Existing Commercial chemical Substances
- ELINCS: European List of Notified Chemical Substances
- NLP: No-Longer Polymers
- ENCS: Existing and New Chemical Substances Inventory
- KECI: Korea Existing Chemicals Inventory
- NZIoC: New Zealand Inventory of Chemicals
- PICCS: Philippine Inventory of Chemicals and Chemical Substances
- TSCA: Toxic Substances Control Act
- TCSI: Taiwan Chemical Substance Inventory
- INSQ: Inventario Nacional de Sustancias Químicas
- NCI: National Chemical Inventory
- FBEPH: Russian Register of Potentially Hazardous Chemical and Biological Substances

Powered by AuthorITe, from Chemwatch.